SCC PLC (FORMERLY SCC EMEA LIMITED) AND SUBSIDIARY UNDERTAKINGS ANNUAL REPORT AND FINANCIAL STATEMENTS

Simplify



FY26



Strategic Report FY26

4 Chairman and CEO Review
8 Financial Highlights
10 SCC

12 What we do
13 Digital Workplace
14 Networking, Infrastructure & Cloud
15 Cyber Security
16 Portfolio Management
17 Data, Automation & AI
18 Governance
20 Corporate Policies
22 S172 Statement

26 **Group Financial Highlights**

28 **CFO Report**
29 2026 Financial Highlights
29 CFO Financial Review
32 Divisional View
35 Outlook
36 Risk Management
Viability Statement
Non-Financial and Sustainability
43 Information Statement

48 **Directors' Report**
50 Directors' Responsibilities Statement
52 Independent Auditor's Report

56 **Financial Statements**
58 Consolidated Profit and Loss Account
59 Consolidated Statement of Comprehensive Income
60 Consolidated Balance Sheet
61 Company Balance Sheet
62 Consolidated Statement of Changes in Equity
64 Consolidated Cash Flow Statement
65 Notes to the Financial Statements
108 Subsidiaries
110 Company Information

Innovation. Opportunity. Chairman and CEO Review



SCC has delivered another record year with turnover exceeding a record £4.0bn which was 14.6% up on prior year and broadly in line with our forecast.

This amazing achievement was driven by the continued strength of our French product business driving turnover in France in excess of €3.2bn. Our services business in France, which in FY25 was built on the success of the Paris 2024 Summer Olympics, has continued to deliver further growth in both turnover and profitability and will continue to be a focus area as we move into the current financial year.

The UK performance was again disappointing mainly due to weaker Enterprise business although the development of our Digital, Cyber and AI offering started to show some real progress towards the latter part of the year and will serve as a basis for our new global Digital services strategy.

In Spain the successful acquisition and integration of Omega Peripherals has boosted the scale of our Spanish operations which delivered €194m of turnover and 97% growth in operating profit to €6.9m.

Nimble Delivery Limited, which was acquired in the previous financial year, has not performed in line with the original business plan and we have taken the opportunity to revisit the management team during the year to drive more focus and delivery from this business.

Rigby Capital UK, our financing solutions provider, completed the third trading year of their collaboration agreement with Lombard and they continue to grow, expand, broaden and deepen that strategic partnership. They delivered another record year, achieving over £175m of turnover and contributing over £1.5m of operating profit; although the latter was slightly below budget, it was still a great achievement. We have seen further investment in the team over the last year to continue to professionalise our offerings and deliver the scale of growth that we require from this business in the short, medium and long term.

The recent challenges in the UK market have been compensated for by the strength of our French business which has delivered another record performance, and I extend my congratulations to the team for their hard work and success over the past year. We have also seen great progress in Spain, following the acquisition and integration of the Omega business. I am confident that the coming year will see more growth and success as this business is fully integrated into the SCC family.

As a family business, we continue to be focussed on the long term, and we have recently committed over £20m of re-investment to focus on developing our AI and Cyber capability both within our internal operations to improve efficiency and for our customers to enhance their productivity and competitiveness.

Our growth will also come from being brave in the face of emerging opportunities and we are already well advanced to expand our geographical footprint across the United Arab Emirates and United States of America. We are seeing through the current geo-political events and remain convinced that the region provides

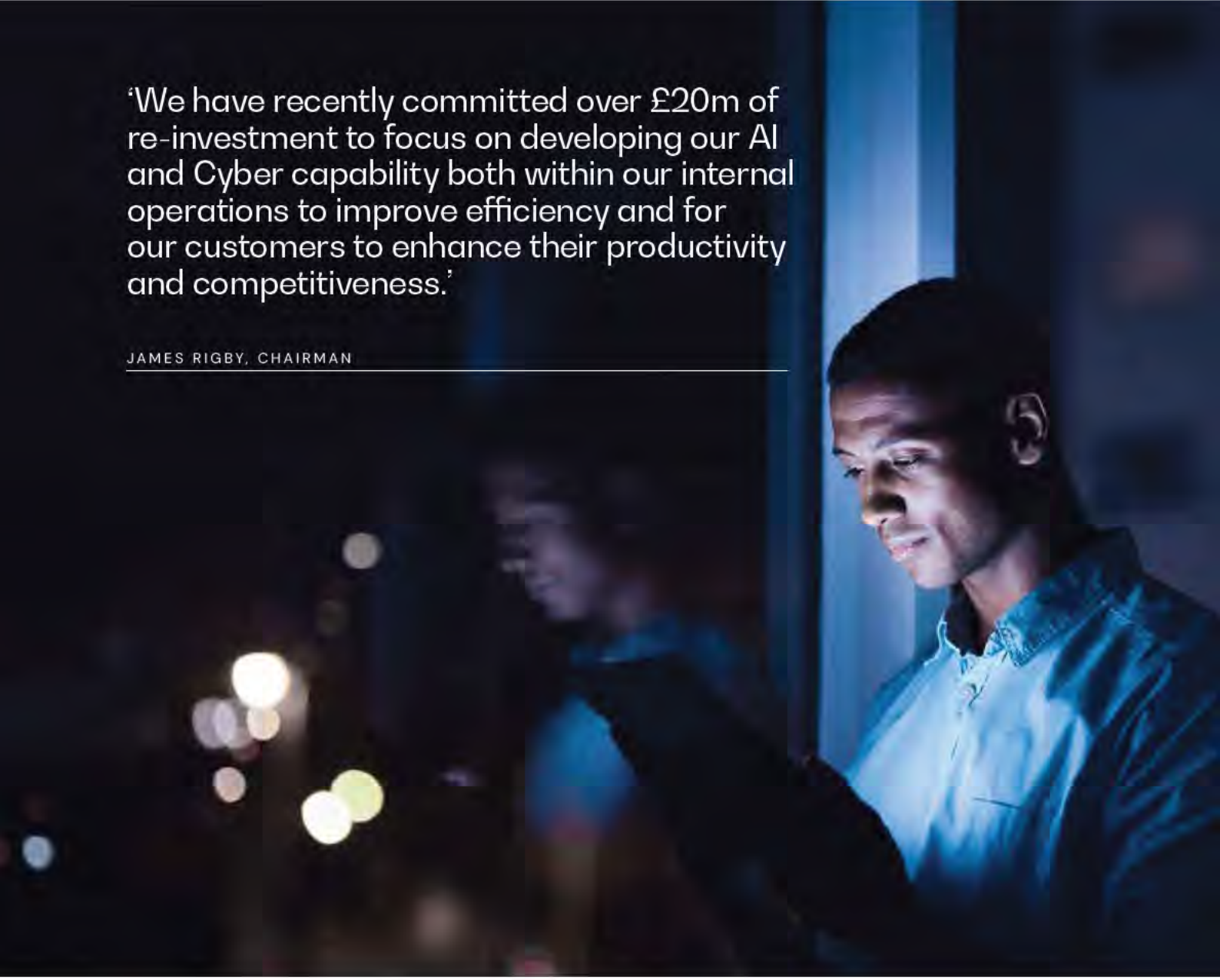

‘We have recently committed over £20m of re-investment to focus on developing our AI and Cyber capability both within our internal operations to improve efficiency and for our customers to enhance their productivity and competitiveness.’

JAMES RIGBY, CHAIRMAN

a rich source of innovation and opportunity for us.

I would like to personally thank our colleagues, customers and partners across the group for their ongoing commitment and support as we look forward to a very exciting future together.

Looking forward

FY27 marks the start of a new cycle of growth and transformation for SCC.

In the second part of the year, we reinforced our leadership structure with the appointment of new CEOs in the UK and for our new operations in the Middle East, both of whom have an excellent track record and bring with them excellent industry expertise.

We have also launched our new multi-year strategic growth plan, supported by organic investment of £20m over two years aimed at making SCC a leader in AI. In the next twelve months we will focus on hiring AI experts who will contribute to a number of key priorities. First, to significantly enhance our own usage of AI and not just at the edge but by transforming some of our core business processes like Quote to Cash. Second, we will be launching a new “AI Solutions” global practice that will design, build and run dedicated AI solutions for our customers’ most important use cases. Our Enterprise, Digital Workplace and Cyber experts, will also lead the way in building and securing our customers’ AI factories and AI enabled Digital user experience. SCC has all the legitimacy to lead in this new era but we have to step up with an ambitious plan.

With these foundations, investments and expertise, FY27 will no doubt be a defining year for SCC.



James Rigby
Chairman

Simplify



the complex



Financial Highlights FY26

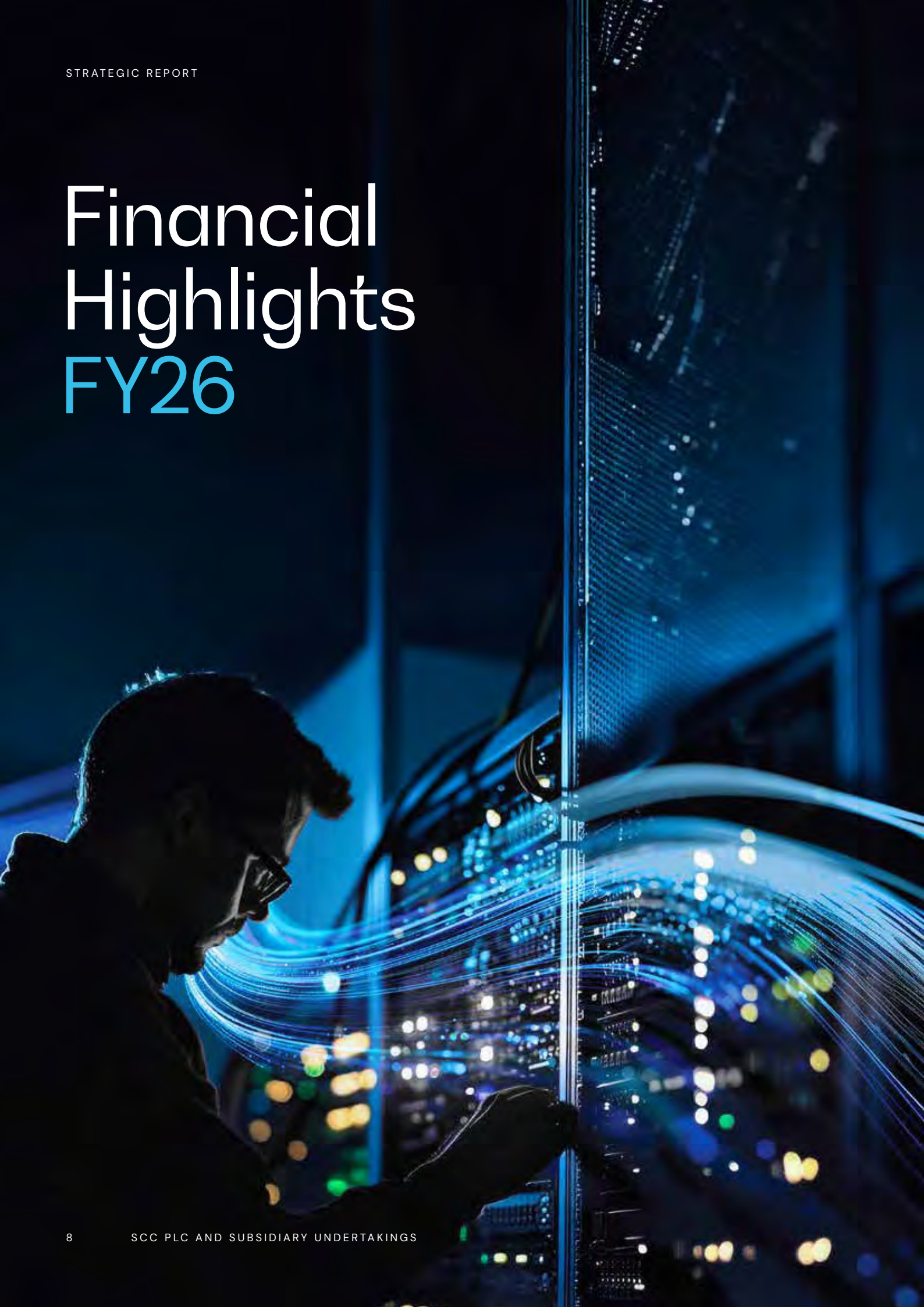

Group Turnover

£4.033BN
+15%

FY25 £3.519BN

Group Operating Profit

£45.5M
+4%

FY25 £43.8m

Group Net Assets

£250.8M
+4%

FY25 £241.0M

Group Adjusted Operating Profit*

£45.5M
-28%

FY25 £63.2m

Profit Before Tax

£47.2M
-30%

FY25 £67.9M

Cash Generated From Operations**

-£49.4M
-146%

FY25 £108.3M

* Group Adjusted Operating Profit includes gains on disposal of subsidiary

** Cash Generated From Operations excludes income tax paid

About SCC

We are a privately owned, UK-headquartered technology partner with 50 years of continuous operation. We stand behind the organisations whose operations depend on IT, and we own every stage of the lifecycle under one accountable roof.

AI, cyber risk, cost pressure, sovereignty, sustainability and workforce change converge on the same technology agenda, and the estate underneath has to keep performing through every one of them.

That convergence is where our work begins. SCC is a privately owned, UK-headquartered technology partner with 50 years of continuous operation and 7,300+ specialists worldwide. Part of the Rigby Group, we combine the reach of a global player with the independence of a family business. Our purpose is to simplify the complex. From advisory and solution architecture through to managed services, optimisation and National Cyber Security Centre (NCSC) - accredited disposal, we own every stage of the technology lifecycle under one accountable roof. When the Paris 2024 Olympic and Paralympic Games needed a technology infrastructure partner for an event of national-critical scale, 500 of our specialists delivered it. That's the calibre of delivery we bring to every engagement, for customers weighing a transformation and for vendors looking for a stable UK route to market.

IT leaders today carry a heavier load than at any point in the last 5 decades


50+
Years
Family-owned since 1975. Steered by the founding family five decades on, our long view is built in, not declared.
7,300+
Specialists
Across the UK, France, Spain, Romania and Vietnam. Deep benches in cyber, cloud, AI, data, workplace and lifecycle services.
£4.2BN
Rigby Group
Turnover reported year ended 31 March 26.
300+
Partners
Strategic relationships with the vendors that shape enterprise IT. We stay vendor-independent, so your solution isn't chosen by our catalogue.

What we do

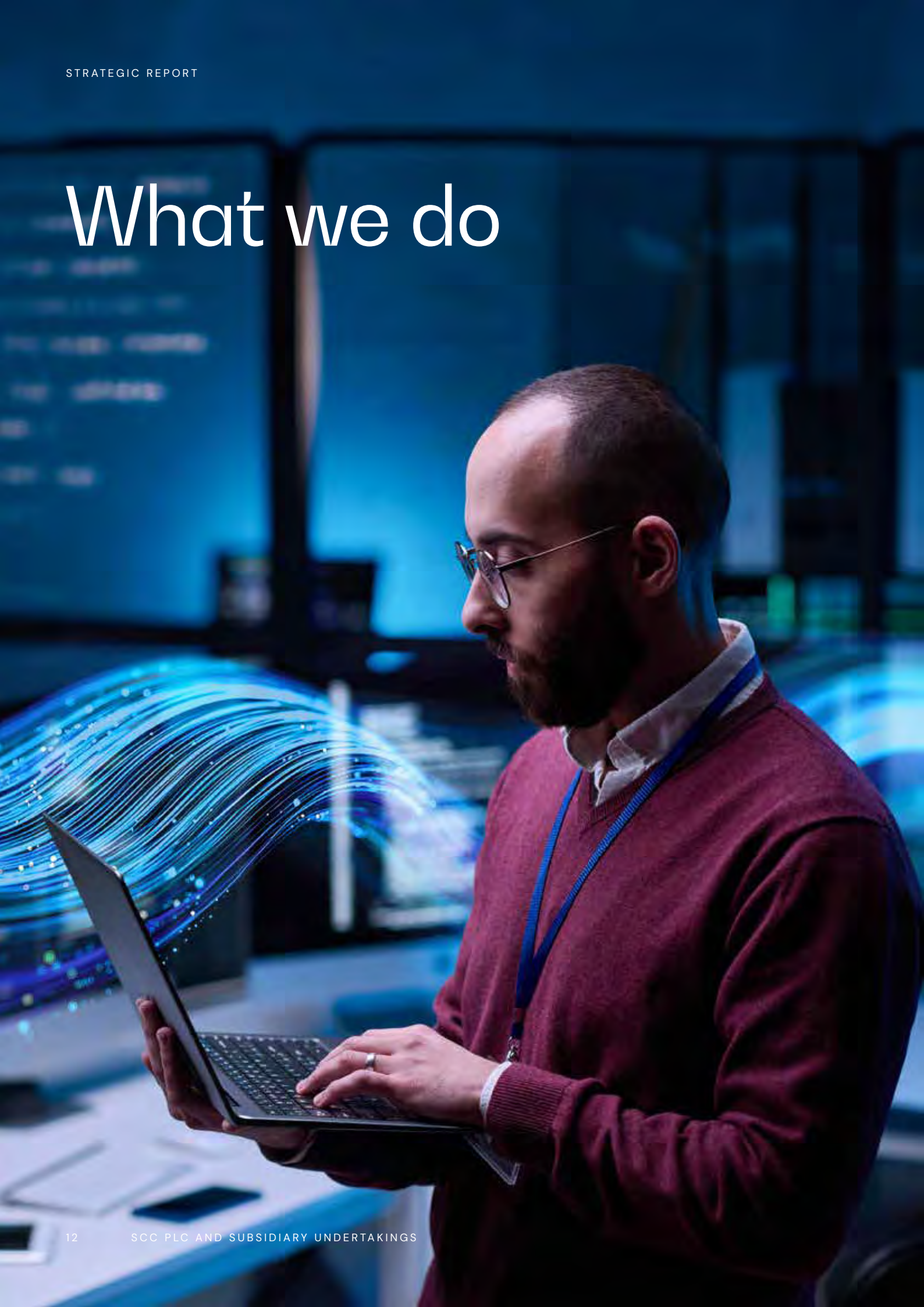

Digital Workspace



Supply Chain Services



Device Lifecycle



Employee Experience



Productivity



Contact Centre



Unified Communications & Collaboration



Managed Print Services



Digitalisation Services



Unified Endpoint Management

AI-powered support, modern device management and secure collaboration designed around how your people actually work. From service desk to recycling, one integrated practice.

'Working with the team has been brilliant. The Luware software is easy to use. It does everything we need and much more than we thought.'

Caroline Howick,
Team Manager Pensions,
Kent County Council

Microsoft cisco RingCentral

Networking, Infrastructure & Cloud



Strategy & Advisory



Cloud Platforms



Datacentre Infrastructure



Networking



Backup



Disaster Recovery

The infrastructure decisions you make today shape your organisation's resilience, security, agility and ability to innovate tomorrow—across hybrid and multi-cloud, on-prem and tightly controlled environments.

'Our partnership with SCC and Evri has been critical to the success over the past 18 months that we've been working together. Right from day one, we've felt that partnership approach, which is more than just supplying us technology, more than just supplying us resources and capability. It's about understanding our business and it's about reaching beyond what is contracted.'

James Adamson,
Head of IT Service & Operations

EVRi

ARISTA cisco HPE FORTINET ERICSSON

Cyber Security



Consulting & GRC



Professional Services



Managed Security Services



Security Operations Centre



Security Solutions



Threat Pulse

Trusted cyber security. From strategic advisory to 24/7 active cyber defence. Tested, managed and governed by a CREST-accredited UK team.

Broxbourne Council has a clearer security posture, a far more stable environment, and a marked reduction in vulnerabilities across the organisation. Compliance is smoother and more predictable. Reporting is no longer a chore but a source of insight. And the team now has the assurance that comes from knowing threats are detected early — even those that once passed by unnoticed.

BOROUGH OF BROXBOURNE

Portfolio Management



Marketplace



Software Lifecycle Services



ITAM & ITOM



FinOps

Control IT spend across cloud costs, software assets, vendor relationships and marketplace commitments. Real time visibility and financial governance bring fragmented estates into alignment, creating predictable investments.

'Due to the complex nature of software management and frequency of vendor audits, it was imperative for us to establish robust software compliance and governance measures, in order to minimise potential financial and reputational risks. The assistance provided by SCC was invaluable, not only facilitating the successful implementation of a Software Asset Management solution, but also assisting with ongoing support.'

UK Central Government

ORACLE Microsoft IBM

Data, Automation & AI



Data Strategy
& Advisory



Data Platforms



AI Strategy



AI Platforms
& Devices

Make insight-led decisions fast. Data is everywhere. Insight is not. Organisations are under pressure to act faster, automate more, and use AI responsibly while trusting the decisions they make. SCC helps you turn data into insight and insight into action at pace.

Governance

Board

Board of Directors

The company's Board of Directors comprises the following individuals as at the date of signing:

Sir Peter Rigby SCC Group Founder	**James Rigby** SCC Group Executive Chairman
Steve Rigby SCC Group Director	**Labertus van de Ven** SCC Group Chief Financial Officer

Board Activity and Decision Making

During the year, the SCC Group appointed Bart van de Ven as SCC Group CFO, executive directors as part of the evolution of governance with SCC Group. SCC Executive management team was expanded to give more strategic focus and create more resources to strategically direct the business. The Senior leadership team includes members in the UK, France and Spain, and dedicated SCC Group leads covering key strategic areas in addition to the Board of Directors and Company Secretary.

This new management team has met 4 times at an Executive board and will in the future meet 6 times per year. Whilst operational decision making is largely delegated under agreed delegation of authority arrangements to the executive boards of the operating businesses, the SCC Executive Board is focused on strategy and driving SCC Group wide initiatives.

At board meetings of the operating businesses, the board receives reports from the executive directors covering financial performance, sales and commercial activities, legal matters, strategy updates and the general business environment. Members of the Executive provide relevant updates from their area of operation and decisions are made considering risk and the impact that those decisions have on stakeholders.

SCC has oversight from the Rigby Group's Audit and Risk Committee (ARC), which is chaired by the RG Non – Executive Director and provides oversight and governance for the group on matters associated with risk and assurance.

Key decisions		Which Stakeholders considered?
Strategy		
Appointment of new Executive Director	Implementation of new Strategic Model across SCC Group	Customers, Suppliers, Shareholders and Employees
Operations and Financial Performance		
Approved a dividend programme FY27 Financial Plan	Considered our obligations to shareholders to generate cash returns and approved a programme to declare dividends in relation to the prior year performance.	Shareholders
Acquisition of Omega Group in August 2025	Approved the financial plans for the next financial year, taking into account the performance objectives inherent in the Strategic planning undertaken in the year and the expectations of shareholders. Setting financial objectives following a thorough planning process has improved employee engagement and motivation, supplier objective alignment	Customers, Suppliers, Shareholders and Employees
Commencement of trading activity in UAE	The Group acquired the Omega Group, increase our position as a leading VAR in this market. A strategic decision was made to expand SCC trading operations into UAE, with legal financial and operational setup taking place in readiness for trading to commence in the next financial year.	Shareholders, and Employees Customers, Shareholders, and Employees
Investment in AI, Cloud and Cyber security capabilities	A multi-year £20m investment in AI strategy was approved with a focus on AI infrastructure, cybersecurity and workplace technologies.	Customers, Shareholders, and Employees

Corporate Policies

Supply chain ethics

We are committed to the highest standards of business ethics and integrity. We expect our supply chain to maintain the same high standards. We use the Ethical Trading Initiative base code as the minimum standard regarding our assessment of suppliers or partners. As a global enterprise this standard is the most relevant as it encompasses all the countries, we do business with, directly or indirectly through our supply chain. Our Supplier code of conduct provides our supply chain with clear guidance on our commitment and the importance of applicable laws, regulations, and standards on how we monitor and evaluate compliance.

Whistleblowing

We update our whistleblowing policy annually and share this with our people via our intranet. Should any of our stakeholders need to raise concerns around safety, business practices or other suspicious behaviour or activity, we have a confidential reporting mechanism. During this reporting year, there have been no recorded incidents.

Diversity, Equity and Inclusion

SCC has continued to promote and invest in diversity, equity and inclusion (DEI) groups this year, relaunching our networks collectively as SCC Belong. These networks have grown and developed over the past 12 months leading to many positive outcomes. Thanks to our REACH group, we signed the Race at Work Charter, a public commitment to improving the experiences of Black and minority ethnic employees in the workplace. We also provided more colleagues with menopause support through our updated policy and menopause event, thanks to work by our internal Wellbeing Network.

People with disabilities

Suitable procedures are in operation to support the Group's policy that disabled persons (whether registered or not) shall be considered for employment and subsequent training, career development, and promotion on the basis of their aptitude and abilities, including existing employees who become disabled.

Applications for employment by disabled persons are always fully considered, bearing in mind the abilities of the applicant concerned. In the event of members of staff becoming disabled every effort is made to ensure that their employment with the Group continues and that appropriate training is arranged. It is the policy of the Group and the Company that the training, career development, and promotion of disabled persons should, as far as possible, be identical to that of other employees.

Modern Slavery

To ensure we operate in accordance with UK legislation, our modern slavery commitments cover three principal areas: policies and procedures, risk assessment and due diligence. We do not tolerate any form of modern slavery in our business and our supply chain.

Tax Policy

As part of the Rigby Group (RG) plc we adhere to the Rigby Group Tax Policy.

The Group's financial results reflect the economic substance of the underlying commercial transactions, and we do not make artificial adjustments to the profit or losses in order to benefit one tax jurisdiction over another. All of our transfer pricing is consistent with approved programmes. We pay taxes within the countries in which we operate and have no appetite for tax motivated planning, creation of artificial tax structures or offshore activities which do not reflect the economic substance of our businesses.

Transfer Pricing policies are implemented through the group to ensure compliance with the base erosion and profit shifting requirements of the Organisation for Economic Co-operation and Development (OECD). There have been no changes to policies in the year or in the prior year.

We are owned by the Rigby Group (RG) plc, a family-owned diversified Group which in addition to the SCC division headed by SCC Plc, has divisions in Technology, Investments, Real Estate, and Hotels.

Our shareholders are closely involved in the management of the business, hold executive positions, and ensure the business and shareholder goals are closely aligned. As part of a long standing financially strong group, SCC benefits from shareholder commitment to the long-term future of the business.



S172

Engaging with our stakeholders is an important aspect of the way we manage our Group and a key element of our governance framework.

Our directors are central to stakeholder engagement and are expected to meet their obligations under the Companies Act and to use all reasonable skill, care and diligence in doing so. To support them we provide training for new directors and refresher support for all existing directors.

Section 172 of the Companies Act 2006 requires directors to promote the success of the Group for the benefit of the members as a whole and in so doing to act fairly between members and to have regard to the interests of stakeholders.

Under Section 172, directors have other obligations to:

- consider the likely impact on stakeholders of decisions in the long term,
- consider interests of employees,
- foster relationships with suppliers and customers,
- consider the impact which the Company has on the wider community and the environment,
- recognise the desirability of maintaining high standards of business conduct.

Here we explain who our stakeholders are and summarise here how we have engaged with them, describing the main elements of our relationship, how we have considered what is important to them and how we have responded to address those needs in the way we have managed the Group.

With a shareholder committed to the future of the business and with individual shareholders holding executive positions, we have always been able to take a long-term view, and our ethical approach comes from those family values which underpin our culture. Having ethical policies and respect for stakeholders and the wider community is an established principle for the Company and for the group.

We recognise how important ethical behaviour is to all of our stakeholders as a key element of strong long-term relationships which deliver value.

Our Stakeholders are important to us: We consider their needs and value feedback on our engagement with them. Directors monitor the health of our stakeholder relationships at board meetings through a review of the feedback on these key relationships.

Shareholders: We have a relationship with our Shareholders which allows us to take a long-term view in the management of the business. Their close involvement in the operation and in setting the strategy for the Group is central to ensuring we can balance all of the needs of other stakeholders.

People: Our Employees are central to our success, and we engage wherever possible to support their development and contribution to the Group. Providing opportunity to improve our workplace and to be part of defining our culture is important to keep our employees at the centre of our business.

Customers are our focus. Understanding their needs and the challenges they face to adapt solutions to support them is key to our success. Our ability to respond quickly requires us to maintain close contact and builds lasting relationships.

Our Suppliers are our providers of technology and are world leaders in the IT industry supplying the products and services we need to create the right solutions for our customers. Success as an independent technology solutions provider depends on maintaining the right level of relationships with our suppliers.

Community: Our community and the environment are important to our shareholders, our people and to our customers. It is important that we meet our legal and moral obligations in protecting our environment, support the wider community within which we operate and support our people and their desire to engage with charitable activities.

Distributing economic value to stakeholders

Economic value, represented by our turnover generated in the year, has grown by 15% to £4,033m. Of the value generated 86% is consumed by operating costs paid to suppliers and the remainder is distributed between shareholders, people and communities or retained for the future investment in the business.

£'000	Growth	FY26	FY25
Economic Value Generated	+15%	**4,032,808**	**3,519,118**
Shareholders	-22%	15,300	19,500
People	+1%	302,952	300,438
Communities	+15%	99,925	87,065
Operating Costs	+17%	3,570,935	3,041,615
Value Retained	-38%	**43,696**	**70,500**

People costs are wages and salaries excluding social security costs. Community includes Charity, Tax on profit and Employment social security costs. Value retained is profit for the year adjusted for depreciation (£8,418,000) and amortisation (£12,043,000). Operating costs are gross revenues less retained value and social spend reflected in the table.

Residual Economic Value Distributed*

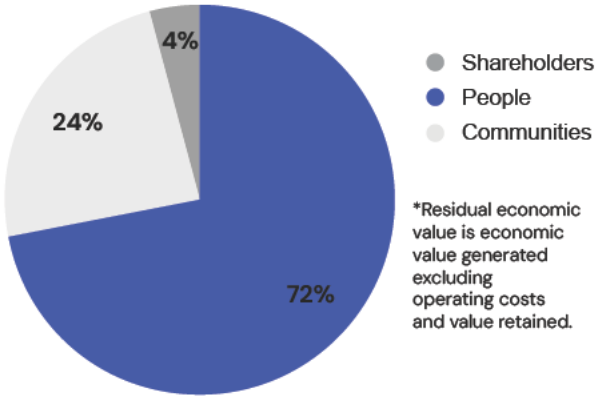

*Residual economic value is economic value generated excluding operating costs and value retained.

Shareholders	Customers	Suppliers	People	Communities
How we engage				
Shareholder participation in board and executive meetings Strong internal governance	Close Executive relationships Regular Account reviews Key account management Customer feedback	Close Executive relationships Strategic Relationship reviews Clearly defined supplier engagement policy Technical forums & collaboration	Updated Internal Intranet Monthly CEO Vlog SCC UK All Hands Meetings Management Briefings	Well defined Environmental policies CSR committee and Collaboration with local community charities Close relationships with schools and universities
What's important to them				
Long Term Return Dividend Flow Cash Generation and Gearing Financial Discipline Ethical Behaviour, Respect for family values	Quality of Technical Expertise Relevance of Services and Solutions Service Levels Technical relevance and Vision Trusted Partnership	Long Term Collaborative Partnership Proactive Communication Aligned Commercial Objectives Technical Expertise Ethical Behaviour	Opportunity for development Diversity to enrich working practises. Equality and fairness Working Environment Participation	Ethical Behaviour Actively supporting local communities Environmental Awareness and Actions
How we respond				
Long term strategic planning framework Annual Budgeting and planning Regular performance reporting Dividend and Cash planning Shareholder board representation	Senior Executive engagement Focused Relationship Management Maintaining technical expertise Investment in new technology Monthly board reviews of customer pipelines, new business and challenges	Strategic Relationships with senior execs tracking technology change. Engagement with our sales teams and at our key sales meetings Supplier Code of Conduct Skills training and investing to maintain accreditations Dedicated relationship management	Clear Employment Policies Active engagement programmes Involvement in develop-ing our values framework Commitment to inclusive culture Flexible employment packages	Developing our sustainability policy Employee volunteering days Support for the Rigby Foundation and for local charities Apprenticeship and graduate trainee programmes


scc
Shape the way
you work



Group Financial Overview

Group Turnover

£4.033BN
+15%

FY25 £3.519BN

Group Operating Profit

£45.5M
+4%

FY25 £43.8m

Group Net Assets

£250.8M
+4%

FY25 £241.0M

Group Adjusted Operating Profit*

£45.5M
-28%

FY25 £63.2m

Profit Before Tax

£47.2M
-30%

FY25 £67.9M

Cash Generated From Operations**

-£49.4M
-146%

FY25 £108.3M

* Group Adjusted Operating Profit includes gains on disposal of subsidiary

** Cash Generated From Operations excludes income tax paid

Turnover (£Bn)



Operating Profit (£m)



Adjusted Operating Profit (£m)

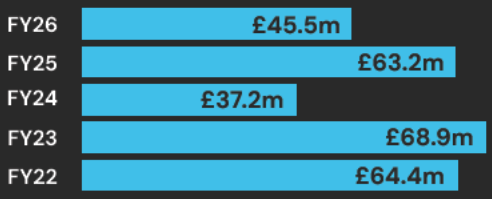

Profit before Tax (£m)

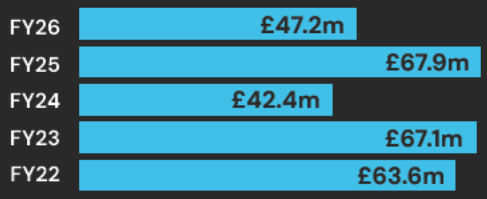

Cash Generated by Operations (£m)



Net Assets (£m)





CFO Report

Having joined SCC as Chief Financial Officer in December 2025, I have spent my initial months engaging closely with our businesses across the UK and Europe, reviewing our operational performance and meeting customers, partners and leadership teams. What has been consistently clear throughout this period is the strength of our customer relationships, the resilience of SCC's business model and the significant opportunities ahead as organisations continue to invest in digital transformation, AI-enabled solutions and infrastructure modernisation.

FY26 has been a year of continued strategic progress for the Group, with turnover exceeding £4bn for the first time, strong operational momentum in France and further expansion of our European capabilities through the acquisition of Omega in Spain. Whilst trading conditions remained more challenging in parts of the UK market, actions implemented during the second half of the year are expected to support improved operational efficiency as we move into FY27. The Group also maintained a strong balance sheet and liquidity position, providing flexibility to continue investing in long-term growth opportunities.

2026 Financial Highlights

Turnover

Group turnover grew by 15% to £4.0bn compared to £3.5bn in the prior year, growth coming primarily from the French product business and Spain following the acquisition of Omega. The UK business also saw turnover growth despite more challenging macroeconomic conditions in the UK.

Our French business remains the largest part of the group, accounting for 70% (2025: 69%) of turnover, with the UK contributing 26% and Spain 4%, both consistent with the prior year.

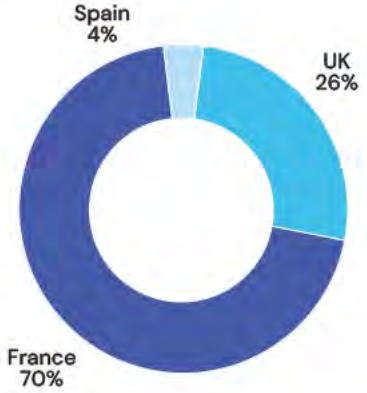

In France, another strong year has seen turnover grow to £2.9bn (2025: £2.5bn), driven by higher product reselling, of which software sales continue to be a key component. Performance has also been supported by continued growth of the services business which has been built off the success of the Paris Olympics in 2024/5 and the increased visibility of SCC's capabilities in the French market.

UK turnover surpassed £1bn with growth in our core business SCC Plc, alongside continued growth in Rigby Capital. This growth was partially offset by weaker performance in Audio Visual in the Visavvi business, which continued to face more challenging market conditions.

Our core Spanish operations continue to grow strongly and exceeded £100m in turnover, a continuation of the growth trajectory seen in recent years with growth in both product and services. This was further enhanced by our acquisition of Omega Group, a Barcelona-based IT Support and Services provider, which contributed £45m of additional turnover from a partial year of ownership.



Profitability

A strong underlying operational year has been delivered, with Group Operating Profit increasing to £45.5m compared to £43.8m in the prior year. The prior year included gains on disposal of £19.4m, which significantly increased reported Adjusted Operating Profit to £63.2m. No such gains were recognised in FY26, and therefore the current year's result reflects purely underlying trading performance.

Gross Profit increased to £377.5m (2025: £355.2m), driven by labour cost increases with a slight year on year decline in the gross margin percentage to 9.36% (2025: 10.1%). This reflects continued pricing pressure in competitive markets, particularly within product reselling, as well as changes in product mix across the Group.

Overheads are 8% higher than the prior year and continue to be a focus area for all businesses. Cost control measures implemented in prior periods have helped limit overhead growth despite inflationary pressures and investment in growth areas.

EBITDA of £66.0m decreased from £84.6m due to the absence of any gain on disposal of subsidiaries.

Profit Reconciliation £m	FY26	FY25
Operating Profit	**45.5**	**43.8**
Gain on disposal of subsidiaries	–	19.4
Adjusted Operating Profit	**45.5**	**63.2**
Depreciation	8.4	10.5
Amortisation	12.1	10.9
EBITDA	**66.0**	**84.6**

Net Finance Costs

Net finance income for the year was £1.7m (FY25: £4.7m), reflecting a reduction compared to the prior year.

Interest costs remained well controlled during the year, with disciplined management of borrowing facilities and financing costs across the Group.

Investment income was slightly lower than the prior year, reflecting slightly lower interest rate yields on cash balances and investments compared with FY25.

Other finance costs have moved to a net cost position due to larger unrealised foreign exchange losses caused by the weakening of GBP against Euro.

The Group continues to manage its financing structure efficiently, maintaining an appropriate balance between liquidity, return and risk.

	FY26 £m	FY25 £m
Total Interest Payable & Similar Charges	(3.8)	(3.5)
Investment Income	7.0	7.4
Other Finance (Costs)/Income	(1.5)	0.8
Net Finance Income	**1.7**	**4.7**

Cash Generation

The Group generated Operating cashflow before working capital movements of £66.9m, (2025 £64.8m). Working capital movement outflow this year of £(116.2)m, (2025 £43.5m) was driven by the decision to not draw on the non-recourse finance facilities at year end, reducing cash by £(132.8)m, compared to last year which benefitted cash by £1.6m. This represents a one-time correction of our year end cash position resulting in cash generated by operations being £(49.4)m, (2025 £108.3m).

Revenue growth in the year in France has resulted in increased inventory purchases to ensure product availability, and led to an increase in trade debtors and trade creditors balances, which has increased working capital.

Cash Net of Debt and Short-Term Investments

Cash resources comprising cash, debt and current asset investments have remained strong during the year, with total cash and liquid investments of £442.2m (2025: £518.6m) at the year end.

The Group continues to maintain adequate cash balances within operating businesses to support day-to-day trading, with surplus funds held centrally within SCC PLC and deployed as required across the Group.

Current asset investments of £85.3m (2025: £32.7m) remain highly liquid and are available for use within the business as required. The Group's investments are overseen by the Rigby Group plc Public Investment Committee, with governance processes in place to ensure that capital is allocated appropriately in line with the Group's investment strategy, which balances risk, return and liquidity considerations.

Banking facilities continue to be reviewed regularly with major banking partners, with no significant changes during the year. The Group retains strong access to funding and maintains a prudent approach to leverage and liquidity.

The Group will continue its policy of maintaining strong cash reserves and disciplined working capital management and remains confident in its ability to meet both operational requirements and future investment needs.

Net Assets and Dividends

Overall net assets for the group increased to £250.8m (2025: £241.0m), reflecting the continued generation of operating profit during the year. Cash dividends of £15.3m have been paid to the parent company, consistent with the Group's dividend policy.



France



There have been no structural changes to our French operations during the year although we welcomed a new CEO who has continued to re-focus the business on our services capability building on the success of the Paris Olympics in our previous financial year.

Turnover (€m)



Adjusted Operating Profit (€m)



Turnover €3.3bn (+10%)

Turnover generated in France continues to perform strongly with growth in both the product reselling and services business units, benefitting from the success of the Paris Olympics which increased the profile of the French business. We have seen growth across both private and public sector customers during the year extending our capability across multiple government frameworks and large private sector accounts.

Adjusted Operating Profit €68.7m (+13%)

Adjusted operating profit, which includes gains on disposals, has increased 13% year on year. Underlying operating profit has increased by 22% as this year there has been no profit on disposal (2025: €4.6m). This has been achieved through a combination of higher volume and improved mix of business towards services.

United Kingdom

The UK operation principally comprises Specialist Computer Centres (SCC Plc), Rigby Capital, Nimble Delivery and Vohkus, together with service delivery centres in India and Slovakia which solely support the UK business. There have been no acquisitions or disposals during the year although we have hived up the audio-visual business (Visavvi) into Specialist Computer Centres plc. Towards the end of the year SCC UK welcomed a new Chief Executive Officer to improve strategic focus on growth areas such as AI Services and to drive improved cost efficiency.



Turnover (£m)



Adjusted Operating Profit (£m)



Turnover £1.10bn (+8%)

We have seen strong turnover growth of 8% driven largely by Rigby Capital and the increased demand for financing arrangements as customers balance IT investment requirements against higher prices. SCC UK turnover also grew by £17m year on year with indications of some growth returning to the UK market.

Adjusted Operating Profit £(8.3m)

The year's performance reflects the more challenging macro-economic trading environment, with continued pressure on margins. The prior year benefitted from £15.5m from profit on disposals which have not recurred this year and we have seen further challenges on controlling overheads which has driven an adjusted operating loss for the year of £(8.3)m. Changes that were effected towards the back end of the year in terms of overhead savings will not have a full benefit until FY27 which is expected to recover to profitability.

Spain



In August 2025 we acquired Omega Group, an IT partner specialising in solutions and services based in Barcelona to improve the scale of our operations and improve competitiveness in the market. At the end of the financial year the Omega operation has been fully integrated into SCC Spain and will continue to report as a single business.

Turnover (€m)



Adjusted Operating Profit (€m)



Turnover €193.8m (+54%)

The increase in turnover year on year of €68m is driven in part by the Omega acquisition which contributed €61.0m and the underlying business grew by 5%, contributing €7.0m which was from a combination of both product reselling and services activities.

Adjusted Operating Profit €6.9m (+97%)

The existing Spanish business continued to demonstrate strong turnover growth with a favourable mix towards more profitable services delivering €4.4m and the Omega acquisition contributing €2.6m. The integration of Omega into SCC Spain brings further opportunities for economies of scale and cost efficiency for the coming financial year.

Outlook

Outlook for the Group in the coming Financial Year

As I look ahead to FY27, I believe SCC is well positioned to continue building on the strengths of the business despite ongoing uncertainty across parts of the wider market. Customer demand for technology investment continues to evolve rapidly, particularly around AI enablement, infrastructure modernisation, cyber security and managed services, areas where SCC continues to strengthen its capabilities and customer offering.

We remain focused on delivering sustainable and disciplined growth, with particular emphasis on improving operational efficiency, strengthening profitability and maintaining a strong liquidity position. Actions taken during FY26, particularly within the UK business, are expected to support improved performance in the coming financial year, whilst our operations in France and Spain continue to provide strong momentum and attractive growth opportunities. SCC's strong customer relationships, experienced teams and resilient financial position provide confidence in our ability to continue investing for the long term while supporting customers through increasingly complex technology transformation programmes.

Lambertus van de Ven
Chief Financial Officer
17 September 2026







Risk Management

Effective risk management is key to delivering our strategic objectives

The SCC Group is not required to follow the UK Corporate Governance Code but has provided a statement of its corporate governance arrangements. We take our obligations to our stakeholders seriously and we support initiatives designed to extend good corporate culture and behaviour. Internal governance is an important aspect of our relationship with our shareholders, and we keep under review how we can improve our governance processes.

Risk Management Framework

The Audit and Risk Committee (ARC) is charged by the Rigby Group board to determine the group's risk appetite, manage the enterprise risk management process and present to the Rigby Group board on an annual basis an assessment of the enterprise risks. The SCC Group adopts the Rigby Group Risk Management Framework.

The SCC Group has a Risk Management Framework which defines how we identify, assess, and manage risks throughout the organisation, focusing on enterprise level risks which enables us to effectively manage the impact on our strategy. Enterprise level risks are those which affect the long-term future of the business and are material in nature. Every division has an Enterprise Risk Owner (ERO) who is responsible for co-ordinating the operational risk owners to ensure that risk is properly considered and reflected within the enterprise risk process.

Risk Methodology

The Divisional Risk Register is completed using a standardised risk inventory split across five categories, Legal, Strategic, Financial, Process Technology and People, and a standard group wide template which considers the requirements for tracking risk and includes the following:

- key enterprise risks – existing and future,
- the likelihood and impact of such risks on the business,
- who is accountable for managing and monitoring such risks, and
- any changes, mitigations, trends in respect of those risks.

Risks are assessed and quantified in terms of likelihood and potential impact, both before and after existing mitigating controls. These are then used to determine an overall mitigated risk rating which corresponds to a high, medium, or low risk level.

Principal Risks and Mitigations

Financial:
Business Environment & Market Conditions

Risk Description	Risk Mitigation	Risk & Action Update	Risk Trend
Failure to identify or react to changes in market conditions resulting in increased costs, fall in demand, margin erosion and fair value losses on investment properties. Changes in market conditions include the following: - Changes in taxation / duties / insurance / interest rates or inflation, - Impacts on currency, - Costs and availability of products - Trading terms, - Conflict / political unrest, - Economic downturn, - Changes in building regulation and obsolescence.	Close observation of economic and market conditions including maintaining market watch for policy changes, and engagement with relevant bodies. Maintain competitive supplier sources. Assessment of standard buyer behaviours and sentiments. Regular monitoring and reporting of financial performance and forecasting. Transparency with customers around purchase costs. Restrictions placed around issuing fixed sales prices. Review of contracts to understand impact of RPI/CPI increases. Additional procurement controls as part of on-boarding process for new contracts Proactive currency management, such as daily fx reviews and hedging.	A proactive approach in procurement plan and engaging with vendors and customers continues to limit the effect of industry and market price changes. Uncertainty on the global stage due to international wars has increased energy prices which has consequence on cost of goods. Inflationary pressures in both the UK and France increased year on year but have now stabilised, limiting the impact on business performance.	→ Risk Level High

Process/Technology:
Infrastructure Security

Risk Description	Risk Mitigation	Risk & Action Update	Risk Trend
Cyber-attack or other breach to our systems leading to a loss of customer, personal or business data. Loss of service systems disrupting internal operations or customer experience.	Data protection & information security policies, procedures, training, and controls. Industry standard network protection backup facilities and ISO 27001 accreditation. Security testing and investment programme to keep abreast of new threats and maintain protection. Continuous staff training. Cyber Insurance.	Action plans in relation to cyber security continue to be regularly updated and executed. As such, risk level is considered to be stable but high, due to the ever-evolving nature of the threat.	→ Risk Level High

Principal Risks and Mitigations - continued

Process/Technology: Internal Systems Productivity

Risk Description	Risk Mitigation	Risk & Action Update	Risk Trend
Insufficient system maintenance resulting in loss of service and inability to deliver necessary information to manage the business. Ageing systems are not updated or replaced compromising delivery, data quality and security. Ineffective management of system migration projects. Risk of loss of property value due to inadequate maintenance. Risk of major asset failure due to lack of investment. Failure to plan for and adapt to baseline climate changes leading to inability to provide product and services to customers.	Automation of maintenance monitoring and scheduling with risk alert. Active lifecycle asset management and decommissioning projects, including scheduled long term investment programmes. Patch & update management. Detailed system migration planning including documentation of processes, UAT testing, parallel runs, and backups. Planned maintenance practices and support contracts, spares holding for essential parts. Central review of physical locations against climate scenario predictions.	Remaining phases of SCC UK ERP implementation on track. ERP implementations in Spain and Romania have been successfully completed in recent years. SCC France ERP modernisation is underway. With successful implementation of previous ERP and planned upgrades and changes on track, the risk continues to be stable but high Active monitoring of effectiveness of tools in use across the business continues.	 Risk Level High

Strategic: Competition And Technology Change

Risk Description	Risk Mitigation	Risk & Action Update	Risk Trend
The strategy is not reviewed frequently enough to remain aligned with changes in the industry. Decline in demand for our services or knowledge. Failure to understand our customers and respond to changes in their requirements, including uncompetitive commercials (costs or risk appetite). Ineffective Sales & Marketing resulting in limited or no market access. Failure to adapt strategy to meet customer sustainability expectations.	Detailed strategic planning processes with executive focus and subsequent performance reporting. Cost reviews and market benchmarking, including study of market penetration. Understand “pivot points” of commercial outcomes and issues.	Technological advances in the IT space continue to evolve. SCC have enhanced investment in AI capabilities. Expanded SCC Executive Group Team to enhance Strategic focus across the group. Investment strategy to improve AI capability was initiated during the year.	 Risk Level High

Legal, Regulatory & Compliance: Environmental risks, Licences & Other Regulations

Risk Description	Risk Mitigation	Risk & Action Update	Risk Trend
Risk that we are unprepared to meet our sustainability commitments resulting in lost opportunity, increased costs and damaged reputation. Failed, missing, or lapsed licences or accreditations resulting in loss of business, damaged reputation, and fines. Non-compliance with regulations or contracts resulting in loss of business, damaged reputation, and fines. Breaches of environmental consents and licences. Health & Safety breach. Risk of failing to amend processes in line with new regulations.	ESG Board agenda held in ESG Boards and respective Board meetings across the Group to consider Transitional Risks of Climate Change and drive targeted work on key topics. Documented procedures, active monitoring & reporting of compliance requirements including regular audits, inspections, sampling, and maintenance. Advice sought from specialist consultants. Insurance cover. Divisional management of Health and Safety with Health and Safety policies updated to reflect specific sector requirements. Provision of relevant staff training. Membership to relevant industry bodies to keep abreast of changes.	Ongoing monitoring of risk to ensure our mitigation actions are appropriate. SCC France is preparing for the initial phase of CSRD reporting, while the Group is simultaneously laying the groundwork for subsequent consolidated CSRD reporting.	 Risk Level Medium

Financial: Liquidity Management

Risk Description	Risk Mitigation	Risk & Action Update	Risk Trend
Insufficient cash resources to meet strategic objectives, bank covenants or other liabilities as they fall due.	Group maintains substantial cash reserves held at high credit-rated banks. Debt within each division is ring-fenced, with borrowing and gearing levels across the Group's divisions actively managed by the Group Treasury team, with close relations held with a range of lending institutions. Covenants for borrowings are monitored by the responsible CFO and the Group treasury team with periodic reporting to the Group board. Increased focus on cash forecasting and working capital management.	Group cash position and relationships with the bank remains strong. Cash reserves have been invested in money market and current asset investments to safeguard returns to the Group.	 Risk Level Low



Viability Statement

This viability statement is prepared to provide guidance to stakeholders in relation to the long-term viability of SCC Group and is not prepared as part of the requirements of the UK Corporate Governance code such that it is also not subject to the associated audit requirements.

The directors have assessed the prospects of the Group over a period longer than the 12 months required by the "Going Concern" provision by reviewing the long-term strategy of the group for the future two years which have demonstrated that in extreme economic conditions the business remains viable with adequate cash and profitability. The board's forecasts consider the group's profit, cash flows and other key financial ratios over this period together with those indicator factors relevant for the Group's viability. This analysis also evaluates the potential impact of the principal risks and uncertainties should they occur.

Viability Indication Factors

Current Performance	Strategy and Market Knowledge	Risks and Mitigations
• Growth in operating profit whilst maintaining a good cash profile • Resilience in annual performance • Capability to flex costs and operating model in the short term • Diversified product and solution sets in our key markets • Customers diversified between markets and sectors • Tight financial control • Adequate banking facilities	• 50 years of market knowledge • Experienced executive teams • Selective acquisition policy focussed on expanding capabilities around our core business • Long term investment programmes • Long standing partnerships with market leading vendors	• Regular risk assessment and responsive mitigation actions • Infrastructure security maintained through expert internal resources and knowledge base • Technology change managed through market knowledge and executive experience • Commercial and financial risks mitigated through strong internal controls

Strategic and Financial Planning

Each company is responsible for building an annual budget detailing profit and loss account, balance sheet and cash flow performance which is reviewed initially by local boards and then is consolidated into a group plan. The proposed budget is then approved by the SCC Group Board and the Rigby Group Board each year.

A cycle of quarterly reforecasting which covers profit and loss, balance sheet and cash flow was in operation throughout the year ensuring executives have a clear view of the future financial outcome for the fiscal period.

Headroom and access to cash expectations for the Group over the next 12 months are updated monthly by each division and reviewed by the SCC Group executive team.

Future Expectations

Despite the more difficult economic conditions experienced in the UK recently, the lower than usual profit performance in that territory and ongoing uncertainties in the economic environment, the Group still expects to be able to meet short-term performance expectations, as well as the longer-term operating profit growth requirements of the shareholders.

The group expects to be able to continue to fund its own capital investment programmes supporting productivity improvements and other capital commitments out of cash generated from operations and to continue to pay annual dividends to shareholders in the coming financial year. Growth in organic operating profit will not be delivered by growth in leverage and the group will not be reliant on the Rigby Group to deliver these results.

Viability

The Group continues to maintain a wide range of services enabling the support of a customer base diversified across many different industries and with a balance of public and private sector organisations. This diversification has enabled the Group to maintain strong operating profitability over many years despite economic uncertainty and fluctuations in the economic cycle.

Continuing economic and political uncertainties in the UK have been considered in our planning scenarios. Our highly diversified business which delivers opportunities for our customers to reduce long terms costs through investment in technology has a proven track record of being relevant and agile enough to cope with such uncertainties, such that the directors are confident that the Group can maintain performance in these circumstances. We proactively engage with HSBC (UK) bank, with whom we have a long-term relationship, and have assessed our options to provide flexibility in the event of economic uncertainty. All aspects of our facilities have been kept under close and continual review during the year, and we will continue this activity to ensure that the facilities meet our needs during this time of economic uncertainty. Facility headroom and access to cash, which has grown over the year, is at a level which the board consider more than adequate to support the company.

A strong balance sheet, supported by long term shareholder investment, provides additional confidence in the viability of the Group in the long term. Based on the results of this analysis the directors expect that the Group will be able to continue in operation and meet its liabilities as they fall due over the two-year period of these assessments.

Going Concern

The Group continues to deliver growth in turnover and gross profit whilst maintaining healthy operating profits despite more difficult economic conditions in recent years in particular in the UK and amidst wider global economic uncertainties.

Our balance sheet and access to cash remains strong with net assets of £251m, net current assets of £92m and a combined balance of cash and current asset investments of £442m. The Group has banking facilities in the form of receivable finance and overdrafts which are at least adequate to meet day to day working capital requirements. At year end the group had utilised facilities of £19.4m and overdrafts of £2.5m out of total facilites available of £274.1m.

Considering the Group's performance over the last financial year, together with its financial forecasts through to 2028 and expectations regarding market conditions and broader economic factors, the Directors have a reasonable expectation that the Group will be able to operate within its existing facilities and available cash resources for the foreseeable future. As a consequence, the directors believe that the Group is able to manage its business risks successfully as it has been able to do over recent years.

The directors have a reasonable expectation that the Group has adequate resources to continue in operational existence for a minimum 12 months after signing these financial statements. Accordingly, they continue to adopt the going concern basis in preparing the annual report and financial statements.

Non-Financial and Sustainability Information Statement

Climate Related Financial Disclosures

The Climate Related Financial Disclosure Regulations (2022) have been introduced in the UK to ensure organisations report on material climate related matters and their impact on the group. The following sections explain how climate change is addressed within the group's corporate governance activities, how it affects strategy, and how climate related risks and opportunities are managed. They also describe the performance targets and metrics used to manage these matters.

The SCC Group Board is responsible for managing its own carbon footprint and for taking reasonable steps to reduce emissions to achieve a target of net zero by 2040. This target is adopted across Rigby Group and is based on SCC Group's target.

Governance

SCC Group operates as part of Rigby Group (RG) plc and aligns with the Group's corporate governance policies and procedures.

The Rigby Group Board has delegated responsibility to the Head of Sustainability for coordinating strategic environmental matters that impact the Group, and to the Audit, and Risk Committee (ARC) for monitoring and reporting all enterprise risks climate related or otherwise which are managed through an annual cycle and reported to the Board each year.

The ARC oversees the annual Enterprise Risk Management process, which considers all emerging risks and opportunities, including those related to climate change. Each division has a nominated Enterprise Risk Officer (ERO) who coordinates the division's submission of enterprise level risks and opportunities to the ARC annually.

Where ESG committees are established, they consist of senior employees and executives with specific interests in environmental issues, and they are responsible for identifying and managing climate related risks and opportunities. Their responsibilities include:

- Ensuring the development and delivery of a coherent strategy,
- including initiatives to meet
- carbon reduction targets
- identifying and assessing climate related risks and opportunities;
- allocating appropriate resources to mitigate risks and realise opportunities;
- providing accurate, timely information to measure progress against climate related targets.

The ESG committees consider various topics, including but not limited to Buildings and Infrastructure, internal travel policy, net zero strategy, circular economy considerations, fleet policy, and emissions tracking.

Climate Related Risks & Opportunities

We encourage each division to collaborate with industry peers, participate in sustainability networks, and share best practices to help improve our overall sustainability performance.

The Group's response to climate related issues focuses on both transitional and physical risks, as well as opportunities. We assess these risks over three time periods:

- **Short term (to 2030):** aligned with the current strategic planning period.
- **Medium term (to 2040):** aligned with the Group's second generation family management timeframe.

- **Long term (beyond 2040):** considering potential long range impacts on the business, strategy, and financial planning.

In December 2024 Rigby Group conducted a review of physical climate risks across all operations using a diagnostic tool provided by Aon.

This tool models four climate scenarios based on Shared Socioeconomic Pathways (SSPs), with estimated global temperature increases by 2100 as follows:

SSP1: within 1.5°C of target average global surface temperatures

SSP2: up to 2.0°C

SSP3: up to 4.0°C

SSP5: over 4.0°C

These scenarios were mapped against SCC Group's physical locations, and an assessment was carried out on the likelihood of increases in chronic risks such as drought, extreme heat, wildfires, rainfall, and severe cold.

This led to the creation of a climate risk diagnostic report assessing chronic physical risks across our sites under SSP2 4.5 and SSP5 8.5 scenarios. Extreme heat and drought in Spain, Romania, and Vietnam were identified as our highest risks.

A further risk review was provided by AIG insurance company for all UK facilities the impact of risks was low.



'The SCC Group Board is responsible for managing its own carbon footprint and for taking reasonable steps to reduce emissions in alignment with the Rigby Group's target of achieving net zero by 2040.'

SCC GROUP BOARD

In addition, we carried out a qualitative materiality assessment considering evolving legal, reputational, supply chain, customer, and broader sustainability and climate related issues.

Timeline	Risk / Impact	Response
Mid-Long	Accelerated timelines to reduce emissions and changes to reporting requirements may increase staff, consultancy, and software costs.	Carbon reduction objectives are clearly defined, with multiple initiatives underway to reduce the Group's own emissions including electrifying vehicle fleets.
Mid-Long	Reputational risk arising from perceived inaction on climate change, which may damage commercial relationships and reduce turnover while increasing costs.	Ongoing publication on the Group website outlines action plans and progress against objectives for relevant companies.
Mid-Long	Shifts in customer behaviour; increased demand for energy efficient and recyclable products; changes to turnover streams.	Reduced stocking levels; improved working capital; Device as a Service (DaaS) opportunities.
Mid-Long	Failure to properly consider climate related risks and opportunities may result in exclusion from tenders and reduced commercial opportunities.	Environmental risks and opportunities are assessed as part of the annual Enterprise Risk Management process. Participation in industry groups enhances the Group's profile and can increase potential turnover streams.
Mid-Long	Extreme weather events, especially extreme heat in Vietnam, Romania and Spain, may lead to increased costs, reduced productivity, and business continuity challenges.	Modernised sites with efficient air conditioning systems to maintain safe working environments. Smart cooling systems used and energy efficient hardware.
Mid-Long	Flash flooding risk at Birmingham warehouse; potential stock damage and fulfilment disruption.	Flood risk assessment provided by insurers with recommendations to mitigate risk insurance maintained.
Short-Long	Growing customer demand for recycling; potential new turnover opportunities.	Use Recyclea a state of the art recycling facility in Birmingham.

Further risks are considered within the Risk Management section of this Annual Report.

Having considered both the risks and the opportunities of the possible impacts of climate change in the context of our group wide risk management process, and the resilience of our strategy and business model, the Directors are satisfied that there are no implications on the Group's going concern assessment. This will continue to be reviewed, and we will review evolving reporting standards in this area for legal and best practice compliance.

Strategy

SCC Group is committed to delivering the highest quality services for its customers by remaining at the forefront of innovation, supporting employees and the wider community, and operating sustainably. The organisation continually challenges itself to strengthen its environmental commitments, promote sustainable innovation and digital inclusion, and contribute positively to society.

The SCC Group Board is responsible for managing its own carbon footprint and for taking reasonable steps to reduce emissions to achieve target of net zero by 2040 this target of Rigby Group is based on SCC Groups target.

SCC Group follows the Rigby Group's strategy, which aims to cultivate longevity, growth, and prosperity while enriching the environment, society, and the lives of future generations on the planet.



Planet

- **Evolve our company by understanding the environmental impacts of our divisions and value chains.**
- **Plan to work with partners and invest in solutions where we can make the biggest difference.**



Planet – Focus Areas

- **Energy and greenhouse gas (GHG) emissions**
- **Resource circularity**
- **Water and nature**



Targets

- **Ongoing: We will continue to reduce GHG emissions and ensure SCC Group has SBTi validated reduction targets.**
- **By 2040: We aim to achieve net zero GHG emissions, ten years earlier than our previous goal.**

Recyclea

We have been refurbishing and recycling IT equipment for several years and the investment in our new state-of-the-art recycling facility, Recyclea, has enabled us to further extend this offering to our customers. Buying refurbished IT equipment means both lower cost and significantly lower carbon footprint.

Recyclea consists of three core services: recycling, refurbishment and remarketing, all with a focus of securely maximising the output from customer IT equipment. Alongside these are a number of associated services which help maximise the security and sustainability of IT recycling, as well as contributing to the circular economy. All our services are extensively accredited, according to stringent Government, National Cyber Security Centre, and Ministry of Defence criteria.

Climate Related Risk Impact on Financial Statements

SCC's turnover is influenced by the choices made by its customers. There is clear evidence that customers are increasingly shifting towards more sustainable solutions, including "as a service" subscription models, greater focus on lifetime ownership, and enhanced asset or component recycling. This change in demand presents turnover opportunities for SCC as a Value Adding Reseller (VAR), and it is resulting in a shift toward more annuity based turnover patterns.

Energy consumption continues to be the most significant environmentally impactful cost for the business, and energy has been procured for several years through carbon offset programmes.

The organisation currently has no green covenants attached to its finance facilities. Within the existing balance sheet, SCC does not consider any assets or liabilities to be materially impacted by climate related risks that could affect the business.



Targets

SCC Group believes that acting ethically provides the strongest foundation for our future success. We are committed to meeting, and wherever possible exceeding, the EN ISO 14001 standard. We operate a comprehensive Environmental Management System (EMS) across most SCC sites, and this system is regularly audited externally to confirm compliance. Becoming more sustainable is a complex journey, so SCC aligns with external standards and frameworks to track progress and demonstrate our commitment to sustainability. These include the UN Sustainable Development Goals, the Science Based Targets initiative (SBTi) and CDP for us to achieve our net zero target of 2040.

SCC Group has recently submitted full value-chain net-zero targets these are SBTi-validated net-zero targets.

Our CDP Climate Change score improved from D to B. We have also partnered with Rejoose to use product- and category-level carbon data for the IT hardware we supply to customers, which represents more than 85% of our reported emissions. Rejoose will provide product level scope 3 carbon data. Further progress on targets for net zero can be found in SECR disclosure.

Standard	Status
SCIENCE BASED TARGETS	☑ Approved Net Zero Targets BY SBTi
CDP	FY23 Level C FY24 Level D FY25 Level D FY26 Level B

Directors' Report

The directors present their annual report, audited financial statements of the Group together with the auditor's report for the year ended 31 March 2026.

Strategic Report

A separate Strategic Report has been prepared in compliance with the Companies Act 2006 and contains information about the Group's business model, strategy, business performance over the last year and its prospects for the future.

The Strategic Report sets out the details of the Group's risk management in the Governance and Risk section of the report covering all of the principal risks and uncertainties of the Group, including credit risk, liquidity risk and cash flow risks and covers group policies with respect to equality and diversity, employee communications, taxation and charitable donations.

The sustainability section of the strategic report covers environment risk management.

Details of how the directors have met their section 172 obligations are also included in the Strategic Report.

The going concern of the Group is covered within the Viability Statement section of the Strategic Report.

Financial KPIs including Turnover, Operating Profit, Cash Generated by Operations and Net Assets are discussed in the CFO section of the Strategic Report. Business KPIs include headcount and carbon emissions.

Summary Performance and Dividends Declared

The group's activities during the year generated turnover of £4.0bn, a growth of 15% over the prior year. Profit before tax of £47.2m was a 30% decrease compared to the £67.9m reported for the prior year.

Turnover growth was driven by continued demand for IT software and enterprise solutions.

Dividends to equity holders of £15.3m (2025: £19.5m) were declared and settled during the year. No dividends have been declared up to the date of the signing of these financial statements.

Net assets of the Group are £250.8m, £9.8m higher than prior year due to profits generated from operating activities in the year retained in the business reduced by dividends declared.

Streamlined Energy and Carbon Report

We have reported emissions using the GHG Protocol Guidance and applied operational control to calculate UK energy and emissions for all subsidiaries using DESNZ (Department of Energy Security & Net Zero) Greenhouse Gas Reporting Conversion Factors.

These figures have been rebaselined due the disposal of our data centre business during the reporting period, including all other relevant company structure changes and applying a "same year, all year" approach.

The following sources of information have been used:

- Utility energy consumption
- Supplier consumption reports and invoices cross checked with HH meter data for electricity.
- Meter reads for electricity recharged to third parties.
- Landlord recharge invoices, meter reads or estimates where we are not responsible for the supply.
- Emissions from travel where the company is responsible for purchasing the fuel
- Fuel card report
- Expensed mileage reports derated vehicle emission factors where available.
- Other Scope 1 Emissions
- F Gas Records Fuel tank readings and deliveries.

Working towards our target to achieve net zero emissions by 2040, we have been making changes in our operations and supply chains and collaborating with stakeholders to curb our GHG emissions footprint and energy use. SCC has purchased 100% renewable, REGO-backed electricity since 2018 where we are responsible for the supply and have requested all our landlords do the same. We have continued to make progress towards our target of electrifying our fleet by 2030 during the reporting year with 49% of vehicles now EV with a further 6% PHEV in the UK. Fleet electrification is an energy efficiency activity as they are inherently more energy efficient (80–90%) than ICE vehicles (25–35%).

tCO2e	FY26	FY25	FY20
Emissions from combustion of Gas	212	283	339
Emissions from purchase of Electricity	832	1,111	1,671
Emissions from combustion of fuel for Transport	1,366	1,617	3,304
Emissions from Operations not covered above	121	157	3
Total Gross	2,531	3,168	5,317
Intensity Ratio/Emissions from direct operations (tCO2e/£m turnover) The ratio covers Scope 1, 2 and 3 emissions.	0.63		

*FY25 and FY20 not directly comparable due to rebaselined.

tCO2e	FY26	FY25	FY20	Change vs FY20 Base Year
Scope 1	1,358	1,627	2,541	-47%
Scope 2 (Location Based)	832	1,111	1,671	-50%
Scope 3*	341	430	1,105	-69%
Total Gross	2,531	3,168	5,317	-52%
Energy kWh	11,424,293	14,277,059	18,875,516	-39%
Target	3,722	3,988	5,317	-30%

Research and Development Expenditure

During the year we invested £4.8m (2025: £1.3m) in research and development activity, including capital expenditure, which is driven by the need to develop innovative solutions to meet our customers' needs.

Directors and Directors' Indemnities

The following directors have held office since 1 April 2025 and up to the date of signing: Sir Peter Rigby, J Rigby, S Rigby, P Whitfield (Resigned 1 April 2026), R Vassoyan (Appointed 1 April 2026), L van de Ven (Appointed 1 April 2026).

The Group has made qualifying third-party indemnity provisions for the benefit of its directors which were made during the year and remain in force at the date of this report.

Branches

SCC France SAS operates a branch in Germany.

Post Balance Sheet Events

The company changed its legal name from SCC EMEA Limited to SCC PLC on the 15 July 2026 subsequent to the reporting date of 31 March 2026 and prior to the signing of financial statements.

On the 1 September 2026 Specialist Computer Centres plc sold 100% of its holding in Flow AI (Automated Intelligence) to CloudClevr Limited, a Rigby Group company.

Approved by the Board of Directors and signed on their behalf on 17 September 2026

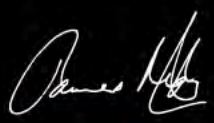

James Rigby
Chairman

Directors' Responsibilities Statement

The directors are responsible for preparing the Annual Report and the financial statements in accordance with applicable law and regulations.

Company law requires the directors to prepare financial statements for each financial year.

Under that law the directors have elected to prepare the financial statements in accordance with United Kingdom Generally Accepted Accounting Practice (United Kingdom Accounting Standards and applicable law), including FRS 102 "The Financial Reporting Standard Applicable in the UK and Republic of Ireland". Under company law, the directors must not approve the financial statements unless they are satisfied that they give a true and fair view of the state of affairs of the company and of the profit or loss of the company for that period.

In preparing these financial statements, the directors are required to:

- Select suitable accounting policies and then apply them consistently;
- Make judgements and accounting estimates that are reasonable and prudent;
- State whether applicable UK Accounting Standards have been followed, subject to any material departures disclosed and explained in the financial statements; and
- Prepare the financial statements on the going concern basis unless it is inappropriate to presume that the company will continue in business.

The directors are responsible for keeping adequate accounting records that are sufficient to show and explain the company's transactions and disclose with reasonable accuracy at any time the financial position of the Group and enable them to ensure that the financial statements comply with the Companies Act 2006.

They are also responsible for safeguarding the assets of the company and hence for taking reasonable steps for the prevention and detection of fraud and other irregularities.

The directors are responsible for the maintenance and integrity of the corporate and financial information included on the company's website. Legislation in the United Kingdom governing the preparation and dissemination of financial statements may differ from legislation in other jurisdictions.

Approval of Reduced Disclosures

As a qualifying entity, the parent company has taken advantage of the disclosure exemptions in FRS 102, paragraph 1.12, in respect of preparing related party, share-based payments and financial instrument disclosures.

Statement of Disclosure to the Auditor

Each of the directors at the date of the approval of this report confirms that:

- so far as the directors are aware, there is no relevant audit information of which the company's auditor is unaware; and
- the directors have taken all necessary steps that they ought to have taken as directors in order to make themselves aware of all relevant audit information and to establish that the company's auditor is aware of that information.

This confirmation is given and should be interpreted in accordance with the provisions of Section 418 of the Companies Act 2006.

Auditor

Deloitte LLP have expressed their willingness to continue in office as auditor of the company and SCC PLC (Formerly SCC EMEA Limited). A resolution to reappoint Deloitte LLP as the company's auditor will be proposed at the forthcoming Board Meeting.

Approved by the board of directors and signed on its behalf by:



James Rigby
Chairman
17 September 2026

Independent Auditor's Report

to the members of SCC PLC (Formerly SCC EMEA Limited)
Report on the audit of the financial statements

Opinion

In our opinion the financial statements of SCC PLC (the 'parent company') and its subsidiaries (the 'group'):

- give a true and fair view of the state of the group's and of the parent company's affairs as at 31 March 2026 and of the group's profit for the year then ended;
- have been properly prepared in accordance with United Kingdom Generally Accepted Accounting Practice, including Financial Reporting Standard 102 "The Financial Reporting Standard applicable in the UK and Republic of Ireland"; and
- have been prepared in accordance with the requirements of the Companies Act 2006.

We have audited the financial statements which comprise:

- the consolidated profit and loss account;
- the consolidated statement of comprehensive income;
- the consolidated and parent company balance sheets;
- the consolidated and parent company statements of changes in equity;
- the consolidated cash flow statement;
- the related notes 1 to 34.

The financial reporting framework that has been applied in their preparation is applicable law and United Kingdom Accounting Standards, including Financial Reporting Standard 102 "The Financial Reporting Standard applicable in the UK and Republic of Ireland" (United Kingdom Generally Accepted Accounting Practice).

Basis for opinion

We conducted our audit in accordance with International Standards on Auditing (UK) (ISAs (UK)) and applicable law. Our responsibilities under those standards are further described in the auditor's responsibilities for the audit of the financial statements section of our report.

We are independent of the group and the parent company in accordance with the ethical requirements that are relevant to our audit of the financial statements in the UK, including the Financial Reporting Council's (the 'FRC's') Ethical Standard, and we have fulfilled our other ethical responsibilities in accordance with these requirements. We believe that the audit evidence we have obtained is sufficient and appropriate to provide a basis for our opinion.

Conclusions relating to going concern

In auditing the financial statements, we have concluded that the directors' use of the going concern basis of accounting in the preparation of the financial statements is appropriate.

Based on the work we have performed, we have not identified any material uncertainties relating to events or conditions that, individually or collectively, may cast significant doubt on the group's and parent company's ability to continue as a going concern for a period of at least twelve months from when the financial statements are authorised for issue.

Our responsibilities and the responsibilities of the directors with respect to going concern are described in the relevant sections of this report.

Other information

The other information comprises the information included in the annual report, other than the financial statements and our auditor's report thereon. The directors are responsible for the other information contained within the annual report.

Our opinion on the financial statements does not cover the other information and, except to the extent otherwise

explicitly stated in our report, we do not express any form of assurance conclusion thereon.

Our responsibility is to read the other information and, in doing so, consider whether the other information is materially inconsistent with the financial statements or our knowledge obtained in the course of the audit, or otherwise appears to be materially misstated. If we identify such material inconsistencies or apparent material misstatements, we are required to determine whether this gives rise to a material misstatement in the financial statements themselves. If, based on the work we have performed, we conclude that there is a material misstatement of this other information, we are required to report that fact.

We have nothing to report in this regard.

Responsibilities of directors

As explained more fully in the directors' responsibilities statement, the directors are responsible for the preparation of the financial statements and for being satisfied that they give a true and fair view, and for such internal control as the directors determine is necessary to enable the preparation of financial statements that are free from material misstatement, whether due to fraud or error.

In preparing the financial statements, the directors are responsible for assessing the group's and the parent company's ability to continue as a going concern, disclosing, as applicable, matters related to going concern and using the going concern basis of accounting unless the directors either intend to liquidate the group or the parent company or to cease operations, or have no realistic alternative but to do so.

Auditor's responsibilities for the audit of the financial statements

Our objectives are to obtain reasonable assurance about whether the financial statements as a whole are free from material misstatement, whether due to fraud or error, and to issue an auditor's report that includes our opinion. Reasonable assurance is a high level of assurance, but is not a guarantee that an audit conducted in accordance with ISAs (UK) will always detect a material misstatement when it exists. Misstatements can arise from fraud or error and are considered material if, individually or in the aggregate, they could reasonably be expected to influence the economic decisions of users taken on the basis of these financial statements.

A further description of our responsibilities for the audit of the financial statements is located on the FRC's website at: www.frc.org.uk/auditorsresponsibilities. This description forms part of our auditor's report.

Extent to which the audit was considered capable of detecting irregularities, including fraud

Irregularities, including fraud, are instances of non-compliance with laws and regulations. We design procedures in line with our responsibilities, outlined above, to detect material misstatements in respect of irregularities, including fraud. The extent to which our procedures are capable of detecting irregularities, including fraud is detailed below.

We considered the nature of the group's industry and its control environment, and reviewed the group's documentation of their policies and procedures relating to fraud and compliance with laws and regulations. We also enquired of management and internal audit and the directors about their own identification and assessment of the risks of irregularities, including those that are specific to the group's business sector.

We obtained an understanding of the legal and regulatory frameworks that the group operates in, and identified the key laws and regulations that:

- had a direct effect on the determination of material amounts and disclosures in the financial statements. These included the Companies Act 2006, Pensions and Tax Legislations; and
- do not have a direct effect on the financial statements but compliance with which may be fundamental to the group's ability to operate or to avoid a material penalty. These included Employment Law, Environmental Regulations, Health & Safety and Building Regulations, and the Data Protection Act 2018.

We discussed among the audit engagement team including significant component audit teams and relevant internal specialists such as tax and IT specialists, regarding the opportunities and incentives that may exist within the organisation for fraud and how and where fraud might occur in the financial statements.

As a result of performing the above, we identified the greatest potential for fraud is in relation to turnover recognition. Specifically the fraud risk in relation to product turnover cut-off in the UK and the judgements in the percentage of completion on long term-contracts in France.

In relation to UK product turnover, the significant increase in sales transactions immediately prior to the year-end raises the risk that errors in cut-off procedures could result in a material misstatement of turnover.

In order to assess that UK product turnover was recognised in the correct period, we performed the following procedures:

- tested a sample of transactions in turnover over the final week in March 2026 and first week of April 2026, with a focus on turnover recorded close to year end, by agreeing details of the sales to invoices, customer orders and evidence of delivery, in order to assess whether turnover had been recognised in the correct accounting period.

In relation to turnover generated in SCC France SAS, the existence of long-term contracts gives rise to a risk that turnover, costs and profit may be misstated due to inappropriate assumptions used by management in estimating stage of completion and

costs to complete. To address the risk, we performed the following procedures:

- sampled on-going contracts and agreed key terms to customer contracts and supporting documentation including customer confirmations, sales invoices and cash receipts; and
- tested actual costs incurred, post year-end performance and management's forecast costs to complete in order to assess the reasonableness of stage of completion and the resulting turnover recognised.

In common with all audits under ISAs (UK), we are also required to perform specific procedures to respond to the risk of management override. In addressing the risk of fraud through management override of controls, we tested the appropriateness of journal entries and other adjustments; assessed whether the judgements made in making accounting estimates are indicative of a potential bias; and evaluated the business rationale of any significant transactions that are unusual or outside the normal course of business.

In addition to the above, our procedures to respond to the risks identified included the following:

- reviewing financial statement disclosures by testing to supporting documentation to assess compliance with provisions of relevant laws and regulations described as having a direct effect on the financial statements;
- performing analytical procedures to identify any unusual or unexpected relationships that may indicate risks of material misstatement due to fraud;
- enquiring of management, internal audit, and external legal counsel concerning actual and potential litigation and claims, and instances of non-compliance with laws and regulations; and
- reading minutes of meetings of those charged with governance and reviewing internal audit reports.

Report on other legal and regulatory requirements

Opinions on other matters prescribed by the Companies Act 2006

In our opinion, based on the work undertaken in the course of the audit:

- the information given in the strategic report and the directors' report for the financial year for which the financial statements are prepared is consistent with the financial statements; and
- the strategic report and the directors' report have been prepared in accordance with applicable legal requirements.

In the light of the knowledge and understanding of the group and of the parent company and their environment obtained in the course of the audit, we have not identified any material misstatements in the strategic report or the directors' report.

Matters on which we are required to report by exception

Under the Companies Act 2006 we are required to report in respect of the following matters if, in our opinion:

- adequate accounting records have not been kept by the parent company, or returns adequate for our audit have not been received from branches not visited by us; or
- the parent company financial statements are not in agreement with the accounting records and returns; or
- certain disclosures of directors' remuneration specified by law are not made; or
- we have not received all the information and explanations we require for our audit.

We have nothing to report in respect of these matters.

Use of our report

This report is made solely to the company's members, as a body, in accordance with Chapter 3 of Part 16 of the Companies Act 2006. Our audit work has been undertaken so that we might state to the company's members those matters we are required to state to them in an auditor's report and for no other purpose. To the fullest extent permitted by law, we do not accept or assume responsibility to anyone other than the company and the company's members as a body, for our audit work, for this report, or for the opinions we have formed.

David Mitchell FCA
(Senior statutory auditor)
For and on behalf of Deloitte LLP
Statutory Auditor
Birmingham
United Kingdom

17 September 2026





Financial Statements



Consolidated Profit and Loss Account

for the Year Ended 31 March 2026

	Note	2026 £'000	2025 £'000
Turnover	3	**4,032,808**	3,519,118
Cost of sales		**(3,655,297)**	(3,163,941)
Gross profit		**377,511**	355,177
Administrative expenses		**(342,841)**	(317,175)
Other operating income		**10,826**	5,758
Operating profit		**45,496**	43,760
Gain on disposal of subsidiaries		**–**	19,385
Net finance income	4	**1,727**	4,729
Profit before taxation	5	**47,223**	67,874
Tax on profit	8	**(23,988)**	(18,633)
Profit after taxation		**23,235**	49,241
Profit for the period attributable to:			
Non-controlling interest		**–**	143
Equity shareholders of the company		**23,235**	49,098
		23,235	49,241

Consolidated Statement of Comprehensive Income

for the Year Ended 31 March 2026

	Note	2026 £'000	2025 £'000
Profit for the financial year		**23,235**	49,241
Currency translation difference on foreign currency net investments		**5,027**	(2,219)
Re-measurement of net defined benefit liability	25	**(1,383)**	616
Fair value gain on investment property reclassified from tangible assets		**–**	3,586
		3,644	1,983
Tax relating to components of other comprehensive expense	23	**(68)**	(155)
Other comprehensive income		**3,576**	1,828
Total comprehensive income		**26,811**	51,069
Total comprehensive income for the period attributable to:			
Non-controlling interest		**–**	143
Equity shareholders of the company		**26,811**	50,926
		26,811	51,069

Consolidated Balance Sheet

As at 31 March 2026

	Note	2026 £'000	2025 £'000
Non-current assets			
Goodwill	11	59,797	56,331
Software and other intangibles	11	51,737	49,924
Intangible assets		111,534	106,255
Property, plant and equipment	12	55,951	53,408
Trade and other receivables	17	23,973	21,076
Deferred tax assets	23	21,280	12,413
		212,738	193,152
Current assets			
Inventories	16	61,574	33,207
Trade and other receivables	17	1,073,181	759,242
Deferred Tax Asset	23	4,705	5,708
Current Tax Asset		1,102	2,047
Derivative financial assets	19	218	-
Current asset investments	18	85,324	32,656
Cash and cash equivalents		356,840	485,955
		1,582,944	1,318,815
Current liabilities			
Trade and other payables	20	(1,475,364)	(1,212,097)
Current tax liabilities		(8,310)	(5,457)
Borrowings	21	(3,788)	(910)
Derivative financial liabilities	19	(205)	(151)
Provisions	22	(3,466)	(1,496)
		(1,491,133)	(1,220,111)
Net current assets		91,811	98,704
Total assets less current liabilities		304,549	291,856
Non-current liabilities			
Trade and other payables	20	(16,228)	(15,305)
Borrowings	21	(688)	(1,024)
Provisions	22	(24,611)	(23,197)
Deferred tax liabilities	23	(12,263)	(11,338)
		(53,790)	(50,864)
Net assets		250,759	240,992
Capital and reserves			
Called up share capital	26	6,178	6,178
Share premium account	26	149	149
Revaluation reserve	26	3,172	3,586
Capital redemption reserve	26	2,937	2,937
Profit and loss account	26	238,323	228,142
Shareholders' funds		250,759	240,992
Total capital employed		250,759	240,992

The financial statements of SCC PLC, registered number 04279856, were approved by the Board of Directors and authorised for issue on 17 September 2026 and signed on its behalf by:



James Rigby, Chairman

Company Balance Sheet

As at 31 March 2026

	Note	2026 £'000	2025 £'000
Non-current assets			
Intangible assets	11	106	103
Property, plant and equipment	12	4,132	4
		4,238	107
Fixed asset investments	13	107,979	109,641
Deferred tax assets	23	8,097	5,213
		120,314	114,961
Current assets			
Trade and other receivables	17	10,947	31,488
Current asset investments	18	85,324	32,656
Current Tax Asset		–	6
Derivative financial assets	19	218	–
Cash and cash equivalents		20,584	20,779
		117,073	84,929
Current liabilities			
Trade and other payables	20	(62,816)	(115,981)
Net current assets		54,257	(31,052)
Total assets less current liabilities		174,571	83,909
Non-current liabilities			
Provisions	22	(838)	(3,814)
Net assets		173,733	80,095
Capital and reserves			
Called up share capital	26	6,178	6,178
Profit and loss account	26	167,555	73,917
Shareholders' funds		173,733	80,095

The profit for the financial year dealt with in the financial statements of the company was £108,938,000 (2025: £13,315,000).

The company paid a dividend during the year of £15,300,000 (2025: £19,500,000). As permitted by Section 408 of the Companies Act 2006, the parent company has not presented its own profit and loss account.

The financial statements of SCC PLC, registered number 04279856 were approved by the board of directors and authorised for issue on 17 September 2026. They were signed on its behalf by:



James Rigby, Chairman

Consolidated Statement of Changes in Equity

for the Year Ended 31 March 2026

	Called-up Share Capital £'000	Share Premium Account £'000	Revaluation Reserve £'000	Capital Redemption Reserve £'000	Retained Earnings £'000	Equity attributable to the owners of the parent £'000	Non-controlling Interest £'000	Total Equity £'000
Balance as at 01 April 2024	6,178	149	–	2,937	200,287	209,551	(128)	209,423
Profit for the financial year	–	–	–	–	49,098	49,098	143	49,241
Currency translation differences	–	–	–	–	(2,219)	(2,219)	–	(2,219)
Gain arising on revaluation of fixed assets	–	–	3,586	–	–	3,586	–	3,586
Re-measurement of net defined benefit liability	–	–	–	–	616	616	–	616
Tax relating to items of other comprehensive income	–	–	–	–	(155)	(155)	–	(155)
Total comprehensive income for the year	–	–	3,586	–	47,340	50,926	143	51,069
Transfer from Non-Controlling Interest to Profit and Loss Reserve	–	–	–	–	15	15	(15)	–
Dividends paid on equity shares	–	–	–	–	(19,500)	(19,500)		(19,500)
Balance as at 31 March 2025	6,178	149	3,586	2,937	228,142	240,992	–	240,992
Profit for the financial year	–	–			23,235	23,235	–	23,235
Currency translation differences	–	–			5,027	5,027	–	5,027
Re-measurement of net defined benefit liability	–	–			(1,383)	(1,383)	–	(1,383)
Tax relating to items of other comprehensive income	–	–	(414)		346	(68)	–	(68)
Total comprehensive income for the year	–	–	(414)	–	27,225	26,811	–	26,811
Equity Settled Payment					(1,744)	(1,744)	–	(1,744)
Dividends paid on equity shares	–	–	–	–	(15,300)	(15,300)	–	(15,300)
Balance as at 31 March 2026	6,178	149	3,172	2,937	238,323	250,759	–	250,759

Information on the called-up share capital, share premium account, capital redemption reserve and retained earnings are contained in note 26.

The equity-settled payment with the director has been accounted for directly in equity under Section 22 of FRS102. No non-controlling interest impact has been recognised as the transaction does not involve, nor change, any non-controlling ownership interest in a subsidiary.

Company Statement of Changes in Equity

for the Year Ended 31 March 2026

	Called-up Share Capital £'000	Profit and loss account £'000	Total £'000
At 31 March 2024	6,178	80,102	86,280
Total comprehensive income	–	13,315	13,315
Dividends paid on equity shares (note 10)	–	(19,500)	(19,500)
At 31 March 2025	6,178	73,917	80,095
Total comprehensive income	–	108,938	108,938
Dividends paid on equity shares (note 10)	–	(15,300)	(15,300)
At 31 March 2026	6,178	167,555	173,733

Consolidated Cash Flow Statement

for the Year Ended 31 March 2026

	2026 £'000	2025 £'000
Operating Profit	45,496	43,760
(Increase) Fair Value Investment Property	(445)	-
Amortisation of Goodwill	6,846	6,559
Amortisation of Intangible Fixed Assets	5,197	4,334
Depreciation of Tangible Fixed Assets	8,418	10,509
Loss on sale of Intangible Fixed Assets	57	-
Loss/(Profit) on sale of Tangible Fixed Assets	780	(81)
Adjustment in Pension Funding	(74)	(309)
Increase in provisions	1,243	-
R&D tax credits	(666)	-
Operating cashflow before movement in working capital	66,852	64,771
(Increase)/Decrease in Stock	(26,976)	324
(Increase) in Debtors	(294,584)	(87,767)
Increase in Creditors	205,306	130,941
Working capital movements	(116,254)	43,498
Income tax paid	(24,460)	(9,700)
Net cash flows from operating activities	(73,862)	98,570
Cash flows from investing activities		
Proceeds on Sale of Intangible and Tangible Assets	83	80
Disposal of Subsidiary	23,458	2,554
Purchase of Software and Intangible Assets	(7,004)	(6,358)
Purchase Tangible Fixed Assets	(10,419)	(9,134)
Purchase of Investment Property	(125)	-
Acquisition of Subsidiaries	(1,333)	-
Cash Settlement of Deferred Consideration	(32)	-
(Advances)/Repayments of Finance Lease Receivables	(2,224)	1,845
Repayment of Loans Advanced to Related Parties	3,425	-
Interest Received	4,842	6,149
Net Sales & Purchases of Current Asset Investments	(50,453)	83
Net cash flows from investing activities	(39,782)	(4,781)
Cash flows from financing activities		
Dividends Paid to Equity Shareholders	(15,300)	(19,500)
New Borrowings Raised	232	560
Repayment of Borrowings	(322)	-
(Increase) in Loan Receivable to parent entity	(6,814)	-
Repayment of Obligations under Finance Lease	(355)	(332)
Purchase of Non Controlling Interests	(1,744)	-
Derivative Contracts	(12)	-
Interest Paid	(5,099)	(3,321)
Net cash flows from financing activities	(29,414)	(22,593)
Net (decrease)/increase in cash and cash equivalents	(143,058)	71,196
Cash and cash equivalents at beginning of year	485,955	412,994
Effect of foreign exchange rate changes	11,494	1,765
Cash and cash equivalents at end of year	354,391	485,955
Reconciliation to cash at bank and in hand:		
Cash and cash equivalents	356,840	485,955
Bank overdrafts	(2,449)	-
Cash and cash equivalents at end of year	354,391	485,955

1. Significant Accounting Policies

The significant accounting policies in the Group are summarised below. They have all been applied consistently throughout the year and in the preceding year.

1.1 General Information and Basis Of Accounting

SCC PLC "the Company" is a private company limited by shares incorporated in England and Wales in the United Kingdom under the Companies Act 2006. The registered office of the Company is provided in the Company Information section of this Annual Report. The nature of the operations of SCC PLC and subsidiary undertakings "the Group" and its principal activities are set out in the strategic report and directors' report.

The financial statements have been prepared under the historical cost convention, modified to include certain items at fair value, and in accordance with Financial Reporting Standard 102 (FRS 102) issued by the Financial Reporting Council. The Group uses non Generally Accepted Accounting Practice (non-GAAP) financial measures in addition to those required under FRS102. The term group EBITDA has been used to exclude interest, tax, depreciation and amortisation for a more comparable year on year view of performance. All measures described above assist in improving understanding of performance between financial years.

In the current year, the Company has adopted an adapted balance sheet format permitted by Schedule 1 to the Large and Medium-sized Companies and Groups (Accounts and Reports) Regulations 2008. The adapted format has been adopted to provide information that is more relevant to users of the financial statements by presenting cash and cash equivalents in a manner that is consistent with their nature and liquidity characteristics. Under this presentation, certain highly liquid investments that meet the definition of cash equivalents under FRS 102 are presented together with cash balances, rather than within current asset investments, thereby providing a clearer representation of the Company's liquidity position. There has been no change to the recognition, measurement or classification principles applied to the underlying assets, liabilities and equity balances. Accordingly, the change has no impact on the Company's reported profit, net assets, cash flows or shareholders' funds. Comparative information has been re-presented on a consistent basis, where necessary, to conform with the current year's presentation.

The presentational currency of the Group is considered to be pound sterling which is the Company's functional currency.

Foreign operations are included in accordance with the policies set out below.

SCC PLC meets the definition of a qualifying entity under FRS102 and has therefore taken advantage of the disclosure exemptions available to it in respect of its separate financial statements, which are presented alongside the consolidated financial statements. Exemptions have been taken in relation to financial instruments, related party transactions including with wholly owned subsidiaries, presentation of a cash flow statement and remuneration of key management personnel and the disclosure of deferred tax assets and liabilities relating to Pillar Two.

As permitted by Section 408 of the Companies Act 2006, no separate profit and loss account or statement of comprehensive income is presented in respect of the parent company. The profit attributable to the Company is disclosed in the Company's balance sheet. The Company meets the definition of a qualifying entity under FRS 102 and has taken advantage of the exemption from preparing a company cash flow statement.

1.2 Basis of Consolidation

The Group financial statements consolidate the financial statements of SCC PLC and its subsidiary undertakings drawn up to 31 March 2026. The SCC PLC consolidated financial statements represent the smallest group for which consolidated financial statements are prepared.

The results of subsidiaries acquired or sold are consolidated for the periods from or to the date on which control passed.

Business combinations are accounted for under the purchase method. Where necessary, adjustments are made to the financial statements of subsidiaries to bring the accounting policies into line with those used by the Group. All intra-group transactions, balances, income and expenses are eliminated on consolidation. In accordance with Section 35 of FRS 102, Section 19 of FRS 102 has not been applied to these financial statements in respect of business combinations effected prior to the date of transition.

1.3 Going Concern

The Group's business activities, together with factors likely to affect its future developments, performance and position are set out within the strategic report and directors' report. The strategic report and directors' report describe the financial position of the Group, its financial risk management objectives and its exposure to credit and liquidity risk.

The Group has banking facilities in both the UK and Continental Europe in the form of a rolling receivable finance facilities and overdrafts which are used to meet the day to day working

capital requirements of the operating entities. In addition, the group holds cash and cash equivalents in respect of current asset investments and money market funds, centrally to ensure the group has sufficient liquidity for any future investing decisions.

The Group's medium term financial forecasts, rolling 3-year business planning and rolling 2-year cash forecasts, consider the impact of market conditions and economic factors on the trading performance of the Group. A review of these factors, undertaken by the directors, concluded that the Group expects to be able to operate within the level of our current facilities and available cash resources, and as a consequence, the directors believe that the Group is well places to manages its business risks successfully.

The directors have a reasonable expectation that the Group has adequate resources to continue in operational existence for a minimum 12-month period after the signing of these financial statements. Accordingly, they continue to adopt the going concern basis in the preparing of the annual report and financial statements.

1.4 Intangible Assets - Goodwill

Goodwill arising on the acquisition of subsidiary undertakings and businesses, representing any excess of the fair value of the consideration given over the fair value of the identifiable assets and liabilities acquired, is capitalised and written off on a straight line basis over its expected useful economic life. The assessment of the economic life is undertaken by reference to the nature of the business acquired, the structure of the deal and the future intentions for the business. In the opinion of the directors the average expected useful economic life will be 10 years with a maximum of 20 years. Provision is made for any impairment.

1.5 Intangible Assets – Software Costs

Software costs are capitalised as intangible assets and amortised over the expected useful economic life on a straight-line basis. Typically, this period is between 2 to 15 years.

Provision is made for any impairment.

1.6 Intangible Assets – Other

Research and development

Research expenditure is written off as incurred. Software development expenditure is also written off as incurred except where the directors are satisfied as to the technical, commercial and financial viability of individual projects. In such cases and provided they meet the criteria in accordance with Section 18 of the FRS 102, the identifiable expenditure is capitalised as an intangible asset. Amortisation is not provided on software development until the asset is complete and ready for its intended use. Once development activity is complete and ready for its intended use expenditure is reclassified as software and will be amortised in line with the above policy.

1.7 Tangible Fixed Assets

Tangible fixed assets are stated at cost or valuation, net of depreciation and any provision for impairment. Depreciation is provided on all tangible fixed assets that are in use, other than freehold land, at rates calculated to write off the cost or valuation, less estimated residual value, of each asset on a straight-line basis over its expected useful life, as follows:

Freehold Land
Not Depreciated

Freehold Buildings
Up to 50 Years

Leasehold Land and Buildings
Up to 50 Years

Fixtures and Fittings
3 to 20 Years

Motor Vehicles
3 to 6 years

The cost and depreciation attributable to leasehold improvements is included within leasehold buildings.

Depreciation is not provided on assets in the course of construction until the asset is complete and ready for its intended use. An asset is impaired where there is objective evidence that, as a result of one or more events that occurred after initial recognition, the estimated recoverable value of the asset has been reduced.

Residual value represents the estimated amount which would currently be obtained from disposal of an asset, after deducting estimated costs of disposal, if the asset were already of the age and in the condition expected at the end of its useful life.

Investment Properties

Investment properties are measured initially at cost, including transaction costs. Subsequent to initial recognition, such investment properties for which fair value can be measured reliably are measured at fair value annually with any change recognised in the profit and loss account.

1.8 Investments

Investments in non-convertible preference shares and non-puttable ordinary shares or preference shares are measured at fair value through profit or loss where the shares are publicly traded or where their fair

value can otherwise be measured reliably. Where fair value cannot be measured reliably, the investments are measured at cost less impairment.

In the company balance sheet, investments in subsidiaries and associates are measured at cost less impairment. For investments in subsidiaries acquired for consideration including the issue of shares qualifying for merger relief, cost is measured by reference to the nominal value of the shares issued plus fair value of other consideration. Any premium is ignored

1.9 Impairment Of Assets

Assets, other than those measured at fair value, are assessed for indicators of impairment at each balance sheet date. If there is objective evidence of impairment, an impairment loss is recognised in profit or loss as described below.

Non-financial assets

An asset is impaired where there is objective evidence that, as a result of one or more events that occurred after initial recognition, the estimated recoverable value of the asset has been reduced. The recoverable amount of an asset is the higher of its fair value less costs to sell and its value in use. The recoverable amount of goodwill is derived from measurement of the present value of the future cash flows of the cash generating (CGU) of which the goodwill is a part. Any impairment loss in respect of a CGU is allocated first to the goodwill attached to that CGU, and then to other assets within that CGU on a pro-rata basis.

Where indicators exist for a decrease in impairment loss, the prior impairment loss is tested to determine reversal. An impairment loss is reversed on an individual impaired asset to the extent that the revised recoverable value does not lead to a revised carrying amount higher than the carrying value had no impairment been recognised. Where a reversal of impairment occurs in respect of CGU, the reversal is applied first to the assets (other than goodwill) of the CGU on a pro-rata basis and then to any goodwill allocated to that CGU.

Financial assets

For financial assets carried at amortised cost, the amount of an impairment is the difference between the asset's carrying amount and the present value of estimated future cash flows, discounted at the financial asset's original effective interest rate.

For financial assets carried at cost less impairment, the impairment loss is the difference between the asset's carrying amount and the best estimate of the amount that would be received for the asset if it were to be sold at the reporting date. Where indicators exist for a decrease in impairment loss, and the decrease can be related objectively to an event occurring after the impairment was recognised, the prior impairment loss is tested to determine reversal. An impairment loss is reversed on an individual impaired financial asset to the extent that the revised recoverable value does not lead to a revised carrying amount higher than the carrying value had no impairment been recognised.

1.10 Stocks

Stocks comprises of the following:

Stocks Held for resale

FIFO (first-in, first-out) method. No internal labour or overhead costs are included.

These stocks held are analysed by age and provision is made for obsolete and slow moving or defective items where appropriate taking into account customer orders and market conditions indicating recoverability rates.

Print Consumables

Print consumables are stated at the lower of costs and net realisable value. Unused spare toner shall be value at full costs with partial used cartridges being valued based on the proportion of toner remaining at the reporting date.

Maintenance Stock

Maintenance spare part stocks are stated at purchase cost less a provision created to reflect age and the current levels of usage within the business. Where fully written down spares are used in a future period, a value may be attributed to them based on the then current replacement cost.

1.11 Employee Benefits

The Group makes contributions to defined contribution schemes. The amount charged to the profit and loss account in respect of pension costs and other post-retirement benefits is the contributions payable in the year. Differences between contributions payable in the year and contributions actually paid are shown as either accruals or prepayments in the balance sheet.

Specialist Computer Centres plc is the registered employer for a section of the Railway Pension Scheme, a closed defined benefit scheme with no active members such that no contributions are payable by the employer or the members.

Flow AI (Automated Intelligence) Limited, a subsidiary of Specialist Computer Centres plc is the registered employer for a section of

the Federated Pension Plan, a closed defined benefit pension scheme in which there are 2 active members, the Federated Pension Plan was transferred to Flow AI (Automated Intelligence) Limited on 1 April 2025.

In France our operations have obligations under local retirement indemnity provisions. Service costs arising during the period are charged to the profit and loss account.

The net interest cost is charged to the profit and loss account and included within finance costs. Re-measurement comprising actuarial gains and losses arising from changes in assumptions are recognised immediately in other comprehensive income.

1.12 Cash And Cash Equivalents

Cash and cash equivalents include cash at bank, comprising current accounts and deposit accounts held at call with banks, cash in hand and cash equivalents, comprising short-term highly-liquid investments which are readily convertible to a known amount of cash and are subject to insignificant risk of change in value. Bank overdrafts are disclosed within borrowings in current liabilities unless there is a legal right of offset in which case they are included in cash and cash equivalents.

1.13 Current Asset Investments

Current asset investments held at Company and Group are short-term, liquid investments including bonds and hedge funds with no specific intention of holding the investments until full maturity if this is over 1 year.

Where there are FX forwards in respect to the current asset investments, they are included within the current asset investments.

Where the current asset investments are listed, they are measured at fair value through the profit or loss in investment income. Where the current asset investments are unlisted, if there is a reliable measurement available, they are also measured at fair value through the profit or loss in investment income.

1.14 Financial Instruments

Financial assets and financial liabilities are recognised when the Group becomes a party to the contractual provisions of the instrument.

Financial liabilities and equity instruments are classified according to the substance of the contractual arrangements entered into. An equity instrument is any contract that evidences a residual interest in the assets of the Group after deducting all of its liabilities.

Financial assets and liabilities

All financial assets and liabilities are initially measured at transaction price (including transaction costs), except for those financial assets classified as at fair value through profit or loss, which are initially measured at fair value (which is normally the transaction price excluding transaction costs), unless the arrangement constitutes a financing transaction. If an arrangement constitutes a financing transaction, the financial asset or financial liability is measured at the present value of the future payments discounted at a market rate of interest for a similar debt instrument.

Debt instruments that comply with all of the condition of paragraph 11.9 of FRS 102 are classified as 'basic'. For debt instruments that do not meet the conditions of FRS 102.11.9, the Group considers whether the debt instrument is consistent with the principle in paragraph 11.9A of FRS 102 in order to determine whether it can be classified as basic. Instruments classified as 'basic' financial instruments are measured subsequently at amortised cost using the effective interest method. With the exception of derivative financial instruments, all other financial instruments are measured subsequently at amortised cost.

In order to manage both liquidity requirements and credit risk, the group has banking facilities in the form of recourse and non-recourse receivable finance and overdrafts which are used to meet day to day working capital requirements. Under the non-recourse finance facility receivables are sold at a discount to face value on non-recourse terms, and the discount retained by the banks represent the fees charged for use of the facility. Under the recourse facility, receivables are sold on a recourse basis and corresponding liability recognised for facility used. The bank charges a fee for use of each facility. See note 20 for further details.

Financial assets and liabilities are only offset when and only when there is a legally enforceable right of offset.

Financial assets are derecognised when and only when the contractual rights to the cash flows from the asset expire or are settled, or the company transfers to another party substantially all of the risks and rewards of ownership of the financial asset, or the company, despite having retained some significant risks and rewards of ownership has transferred control of the asset to another party which has the practical ability to sell the asset to an unrelated third party unilaterally and without imposing further restrictions on the transfer.

Financial liabilities are derecognised only when the obligation specified in the contract is discharged, cancelled or expires.

Derivative Financial Instruments

The Group holds a number of foreign currency forward contracts in order to reduce exposure to foreign exchange risk. The Group does not hold or issue

derivative financial instruments for speculative purposes.

Forward contracts are initially measured at fair value at the date the contract is entered into and are subsequently re-measured to their fair value at each reporting date. The resulting gain or loss arising being recognised in the profit and loss account.

1.15 Taxation

Current tax, including UK corporation tax and foreign tax, is provided at amounts expected to be paid (or recovered) using the tax rates and laws that have been enacted or substantively enacted by the balance sheet date.

Deferred tax is recognised in respect of all timing differences that have originated but not reversed at the balance sheet date where transactions or events that result in an obligation to pay more tax in the future or a right to pay less tax in the future have occurred at the balance sheet date.

Timing differences are differences between the Group's taxable profits and its results as stated in the financial statements that arise from the inclusion of gains and losses in tax assessments in periods different from those in which they are recognised in the financial statements.

Unrelieved tax losses and other deferred tax assets are recognised only to the extent that, on the basis of all available evidence, it can be regarded as more likely than not that there will be suitable taxable profits from which the future reversal of the underlying timing differences can be deducted. When the amount that can be deducted for tax for an asset (other than goodwill) that is recognised in a business combination is less (more) than the value at which it is recognised, a deferred tax liability (asset) is recognised for the additional tax that will be paid (avoided) in respect of that difference.

Similarly, a deferred tax asset (liability) is recognised for the additional tax that will be avoided (paid) because of a difference between the value at which a liability is recognised and the amount that will be assessed for tax. The amount attributed to goodwill is adjusted by the amount of deferred tax recognised.

Deferred tax liabilities are recognised for timing differences arising from investments in subsidiaries and associates, except where the Group is able to control the reversal of the timing difference and it is probable that it will not reverse in the foreseeable future.

Deferred tax is measured using the tax rates that have been enacted or substantively enacted by the balance sheet date that are expected to apply to the reversal of the timing difference.

Where items recognised in other comprehensive income or equity are chargeable to or deductible for tax purposes, the resulting current or deferred tax expense or income is presented in the same component of comprehensive income or equity as the transaction or other event that resulted in the tax expense or income.

Current tax assets and liabilities are offset only when there is a legally enforceable right to set off the amounts and the Group intends either to settle on a net basis or to realise the asset and settle the liability simultaneously.

Deferred tax assets and liabilities are offset only if: a) the Group has a legally enforceable right to set off current tax assets against current tax liabilities; and b) the deferred tax assets and deferred tax liabilities relate to income taxes levied by the same taxation authority on either the same taxable entity or different taxable entities which intend either to settle current tax liabilities and assets on a net basis, or to realise the assets and settle the liabilities simultaneously, in each future period in which significant amounts of deferred tax liabilities or assets are expected to be settled or recovered.

1.16 Foreign Currency

Transactions in foreign currencies are recorded at the rate of exchange at the date of the transaction. Monetary assets and liabilities denominated in foreign currencies at the balance sheet date are reported at the rates of exchange prevailing at that date.

The results and cash flows of operations whose functional currency is not pound sterling are translated at the average rates of exchange during the year and their balance sheets at the rates ruling at the balance sheet date. Exchange differences arising on translation of the opening net assets and on foreign currency borrowing to the extent that they hedge the Group's investment in such operations, are reported in other comprehensive income (attributed to non-controlling interests as appropriate).

Other exchange differences are recognised in the profit and loss in the period in which they arise except for:

- Exchange differences arising on gains or losses on non-monetary items which are recognised in other comprehensive income; and
- In the case of the consolidated financial statements, exchange differences on monetary items receivable from or payable to a foreign operation for which settlement is neither planned nor likely to occur (therefore forming part of the net investment in the foreign operation), which are recognised initially in other comprehensive income and reported under equity.

1.17 Lease Accounting

Assets held under finance leases, hire purchase contracts and other similar arrangements which confer rights and obligations similar to those attached to owned assets are capitalised as tangible fixed assets at the fair value of the leased asset (or, if lower, the present value of the minimum lease payments as determined at the inception of the lease), and are depreciated over the shorter of the lease terms and their useful lives. The capital element of future lease obligations are recorded as liabilities, while the interest elements are charged to the profit and loss account over the period of the leases to produce a constant rate of charge on the balance of capital repayments outstanding.

The Group as lessor

(a) Finance leases
Lease contracts which transfer substantially all of the risks and rewards of ownership to the lessee are classified as finance leases. Finance leases are accounted for on the basis of gross receivables less unearned income and provisions for bad debts, and are included within debtors. Unearned income is allocated to future periods to give a constant periodic rate of return on the net investment.

(b) Operating leases
Lease contracts which do not transfer substantially all risk and rewards of the ownership to the lease are classified as operating leases and the equipment is recorded at cost in fixed assets. Depreciation is charged on a straight-line basis to bring the equipment to a net book value based on the estimated market value. Rental income for such leases are recognised on a straight-line basis over the period of the contract. Rental costs represent the depreciation charge of the leased equipment.

Hire purchase transactions are dealt with similarly, except that assets are depreciated over their useful lives. Rentals under operating leases are charged on a straight-line basis over the lease term, even if the payments are not made on such a basis.

Benefits received or receivable as an incentive to sign an operating lease are similarly spread on a straight line basis over the life of the lease.

1.18 Interest Income

Interest income is recognised when it is probable that the economic benefits will flow to the Group and the amount of turnover can be measured reliably.

1.19 Investment Income

Investment Income comprises of the following:

Current asset investments income

Current asset investments are measured at fair value through the profit or loss. This includes realised and unrealised mark to market gains/losses, distribution income received and any FX forward settlements in respect to the current asset investments.

Trade investments income

Trade asset investments are measured at fair value through the profit or loss where they can be measured reliably. This includes realised and unrealised mark to market gains/losses as well as any distributions received from the investments.

Bank interest income

Interest income is recognised when it is probable that the economic benefits will flow to the Group and the amount of turnover can be measured reliably. Interest income is recognised using the effective interest rate method. This includes distribution income on money market funds as well as realised and unrealised mark to market gains/losses.

1.20 Rebates And Marketing Income

Vendor rebates, allowances and marketing income are recorded as a reduction to the cost of sales in the period in which the related goods and services are provided, or deducted from the cost of stock as appropriate in accordance with the underlying agreement with the vendor. Amounts received that require specific performance are recognised when the performance is satisfied, the amount is fixed and determinable and the collection is reasonably assured. Lump sum payments received in advance of performance are recognised over the period of the agreement.

1.21 Government Grants

Government grants are recognised on the accruals basis and measured at the fair value of the asset received or receivable. Grants are classified as relating to either turnover or to assets. Grants relating to turnover are recognised in income over the period in which the related costs are recognised.

Grants relating to assets are treated as deferred income and released to the profit and loss account over the expected useful lives of the assets concerned.

1.22 Provisions

A provision is recognised if, as a result of a past event, the Group has a present legal or constructive obligation that can be estimated reliably, and it is probable that an outflow of economic benefits will be required to settle the obligation. Provisions are determined by discounting the expected future cash flows at a pre-tax rate that reflects current market assessment of the time value of money and the risks specific to the liability.

1.23 Turnover

Turnover is stated net of VAT and trade discounts and is recognised when the significant risks and rewards are considered to have been transferred to the buyer. Turnover from the sale of goods is recognised when the goods are physically delivered to the customer. Turnover from the supply of services represents the value of services provided under contracts to the extent that there is a right to consideration and is recorded at the fair value of the consideration received or receivable. Where a contract has only been partially completed at the balance sheet date turnover represents the fair value of the service provided to date based on the stage of completion of the contract activity at the balance sheet date. Where payments are received from customers in advance of services provided, the amounts are recorded as deferred income and included as part of creditors due within one year.

Rental income from investment property is recognised as turnover on a straight-line basis over the lease term. Lease incentives, such as rent-free periods and cash contributions to tenant fit out, are recognised on the same straight-line basis.

Rebates due to customers are accrued for in accordance with relevant contracts. Rebates reduce turnover and are held as other creditors until settlement is made.

2 Critical Accounting Judgement And Key Sources Of Estimation Uncertainty

In the application of the Group's accounting policies, which are described in note 1, the directors are required to make judgements, estimates and assumptions about the carrying amounts of assets and liabilities that are not readily apparent from other sources. The estimates and associated assumptions are based on historical experience and other factors that are considered to be relevant. Actual results may differ from these estimates.

The estimates and underlying assumptions are reviewed on an ongoing basis. Revisions to accounting estimates are recognised in the period in which the estimate is revised if the revision affects only that period, or in the period of revision and future periods if the revision affects both current and future periods.

2.1 Critical judgements in applying the group's accounting policies

The directors made no critical judgements during the year in applying the group's accounting policies, other than those disclosed as key sources of estimation uncertainty in note 2.2.

2.2 Key sources of estimation of uncertainty

Investment in Nimble Delivery Limited – (SCC PLC Company only)

Judgement is required in the assessment of the carrying amount of the investments in the Company's subsidiary undertakings. Estimation of the recoverable amount of investments requires the Company to assess future cash flows projected to be generated by the subsidiaries, which in turn is dependent upon a variety of factors including prevailing economic conditions and consumer demand for the subsidiaries' products.

The carrying value of the Investment in Nimble Delivery Limited included within investments in subsidiary undertakings (Note 13) is £30,537,000 (2025: 32,214,000). The recoverable amount of the investment is determined from the value in use (VIU) calculation which uses cashflow projections based on financial budgets approved by the directors, including EBITDA compounded annual growth rates and a pre-tax discount rate. Cashflows beyond that period have been extrapolated using a steady growth rate. This rate does not exceed the average long-term growth rate for the relevant market. The discounted cash flow (DCF) calculation prepared in respect of the investment based on historical trends within this business indicates headroom over the carrying value of the investment. The key assumptions within this calculation include the terminal growth rate and the discount rate.

The Directors note that a reasonable possible change in any of the key assumptions on which management has based its determination of the unit's recoverable amount would cause the unit's carrying amount to exceed its recoverable amount. Changes to the assumptions used which are required to cause an impairment in carrying value are:

- a 3% decline in expected terminal growth assumption in a low revenue growth scenario; and
- a 2% change to the revenue growth applied in a low growth scenario.

3. Turnover

	2026 £'000	2025 £'000
Turnover by geographical destination:		
United Kingdom	1,007,741	923,776
Continental Europe	2,992,757	2,574,421
Rest of World	32,310	20,921
	4,032,808	3,519,118
Turnover by geographical origin:		
United Kingdom	1,030,920	955,629
Continental Europe	3,001,888	2,563,489
	4,032,808	3,519,118
An analysis of the Group's turnover by category is as follows:		
Sale of goods	3,484,584	3,041,277
Rendering of services	548,224	477,135
Grants	-	706
	4,032,808	3,519,118

4. Net Finance Income

	2026 £'000	2025 £'000
Investment income	7,024	7,394
Interest payable and similar expenses	(3,772)	(3,464)
Other finance (costs)/income	(1,525)	799
	1,727	4,729

Investment income

Income from current asset investments:		
Listed investments	2,216	1,304
Other interest receivable and similar income	4,808	6,090
	7,024	7,394

Interest payable and similar expenses

Bank loans and overdrafts	(285)	(38)
Asset financing arrangements	(2,868)	(3,268)
Finance leases and hire purchase contracts	-	(3)
Other loans	(619)	(155)
	(3,772)	(3,464)

Other finance (costs)/income

Net exchange loss on foreign currency borrowings less deposits	(2,718)	2,459
Unwinding of discounts on provisions	1,547	(1,030)
Fair value losses/(gains) on financial instruments	155	(156)
Net interest on defined benefit liability (see note 24)	(509)	(474)
	(1,525)	799

5. Profit Before Taxation

	2026 £'000	2025 £'000
Profit before taxation is stated after charging/(crediting):		
Depreciation of tangible fixed assets (see note 12)	8,418	10,509
Amortisation of goodwill (see note 11)	6,846	6,559
Amortisation of other intangible assets (see note 11)	5,197	4,334
Research and development	4,770	1,290
Government grant income	(2,503)	(705)
Operating lease rentals	20,299	18,815
Foreign exchange loss (gain)	1,450	(2,941)
Impairment of stock recognised as an expense	552	1,734
Reversal of impairment of stock	(38)	898
(Profit)/loss on disposal of fixed assets	780	(81)
(Gain)/loss arising on remeasurement of investment property (note 12)	(445)	-
(Profit)/loss on disposal of subsidiary	-	(19,385)

Amortisation of intangible assets is included in administrative expenses and cost of sales.

The Group has the following sources of grant income:

In France, our Altimance business has grant income in respect of job roles created in our regional delivery centre.

In Romania, the grant income received is in respect to job roles created and the number of employees. The grant is in respect to duration and continuation of the job role. The grant income is recognised in the profit and loss account within other operating income in accordance with the underlying recruitment and employment costs incurred. There are no further conditions which need to be satisfied in respect of the grant received when recognised in the profit and loss account.

5. Profit Before Taxation (continued)

	2026 £'000	2025 £'000
The analysis of the auditor's remuneration is as follows:		
Fees payable to the company's auditor and its associates for the audit of the company's annual accounts	72	103
Fees payable to the Company's auditor and their associates for the audit of the Company's subsidiaries pursuant to legislation	1,255	1,210
Total audit fees	1,327	1,313
Taxation compliance services	55	105
Other advisory services	30	108
Total non-audit fees	85	213

Included within Non-Audit services are fees which amount to £nil (2025: £130,000) which have been paid for by SCC Group for companies within the SCC Group.

No services were provided pursuant to contingent fee arrangements.

6. Staff numbers and costs

The average monthly number of employees (including executive directors) of the Group was:	Group 2026 Number	Group 2025 Number	Company 2026 Number	Company 2025 Number
Sales	1,070	1,067	–	–
Administration	1,376	2,333	10	7
Engineering	3,968	2,946	–	–
Warehouse	247	221	–	–
	6,661	6,567	10	7

Their aggregate remuneration comprised:	Group 2026 £'000	Group 2025 £'000	Company 2026 £'000	Company 2025 £'000
Wages and salaries	302,952	290,484	4,614	1,987
Social security costs	75,771	68,276	889	233
Pension costs - defined contribution Schemes	3,353	3,729	140	76
Pension costs - defined benefit schemes	498	1,013	–	–
	382,574	363,502	5,643	2,296

Aggregate remuneration excludes redundancy payments for the Group of £2,760,000 (2025: £5,273,000). Redundancy cost in the Company were nil (2025: Nil).

7. Directors' Remuneration and Transactions

Remuneration

The directors Sir Peter Rigby, Mr JP Rigby, Mr SP Rigby and Mr P Whitfield are paid by Rigby Group (RG) plc, the ultimate parent company, and as such their total emoluments are disclosed in the financial statements of Rigby Group (RG) plc, but it is not practicable to determine the proportions of such emoluments which are attributable to the directors' services to the Company.

Total remuneration for these directors for the year was £4,669,000 (2025: £4,269,000). Together these directors are accruing pension benefits of £13,000 (2025:£13,000).

8. Tax on Profit

	2026 £'000	2025 £'000
Current tax		
UK Corporation tax	787	58
Foreign tax	28,528	18,865
	29,315	18,923
Adjustments in respect of prior years		
UK Corporation tax	1,218	(505)
Foreign tax	(1)	(471)
Total current tax	30,532	17,947
Deferred tax		
Origination and reversal of timing differences	(5,187)	(560)
Adjustments in respect of prior years	(1,357)	1,246
Total deferred tax (note 23)	(6,544)	686
Total tax on profit	23,988	18,633

The standard rate of corporation tax in the UK is currently 25% (2025: 25%). Deferred tax at the balance sheet date has been measured using this tax rate and reflected in these financial statements. Deferred tax assets and liabilities of the foreign entities have been measured utilising the corresponding foreign standard rates of corporation tax substantively enacted at the balance sheet date.

On 14 February 2026, the French Finance Bill 2026 was enacted with legislation extending by a year the application of the exceptional surcharge to Corporation Tax payable by French Companies with total revenue of at least €1billion for the financial years ending 31 March 25 or 31 March 2026. The exceptional surcharge is payable on the average corporate income tax (CIT) in the current and preceding year. As the increased CIT resulting from this exceptional surcharge was substantively enacted at the balance sheet date, the year ended 31 March 2026 elements of the surcharges payable in FY26 and FY27 have been reflected in these financial statements.

8. Tax on Profit (continued)

	2026 £'000	2025 £'000
Group profit before tax	47,223	67,874
Tax on Group profit at standard UK corporation tax rate of 25% (2025: 25%)	11,806	16,969
Effects of:		
Expenses not deductible for tax purposes	4,404	3,353
Income not taxable for tax purposes	64	(472)
Overseas tax relief	–	(77)
Effects of Group Relief	(68)	–
Movement on unrecognised deferred tax on losses	(140)	–
Transfer Pricing Adjustments	33	–
Effect of overseas tax rates	7,822	3,298
Income not taxable on gain on disposal	–	(4,708)
Adjustment in respect of prior years	(140)	270
Other timing differences	207	–
	23,988	18,633

The effect of overseas tax rates is primarily driven by the temporary French exceptional corporate income tax (CIT) surcharge (20%). The charge within the current financial statements includes 50% of the surcharge payable in FY26 (applied to the average of FY25 and FY26 CIT) and 50% of the surcharge payable in FY27 (applied to the average of FY26 and FY27 CIT).

9. SCC PLC Profit

Profit attributable to SCC PLC

The profit for the financial year within the financial statements of SCC PLC was £108,938,000 (2025: £13,315,000). The Company paid dividends in the year of £15,300,000 (2025: £19,500,000). As permitted by section 408 of the Companies Act 2006, no separate profit and loss account or statement of comprehensive income is presented in respect of the Company.

10. Dividends

	2026 £'000	2025 £'000
Dividends to equity holders		
Dividend of 12.38p per share (2025: 15.78p per share)	15,300	19,500
	15,300	19,500

All dividends were approved by the shareholders and cash settled during the year.

11. Intangible Assets

Group	Goodwill £'000	Software costs £'000	Development costs £'000	Total £'000
Cost				
At 1 April 2025	125,051	74,106	3,302	202,459
Acquisition of subsidiaries	13,211	-	-	13,211
Adjustments to Contingent Consideration	(2,954)	-	-	(2,954)
Additions	-	3,098	3,851	6,949
Disposals	-	(10)	(60)	(70)
Transfers	-	393	(393)	-
Exchange adjustments	1,536	459	7	2,002
At 31 March 2026	136,844	78,046	6,707	221,597
Amortisation				
At 1 April 2025	68,720	27,484	-	96,204
Charged / (released) during the year	6,846	5,197	-	12,043
Disposals	-	(13)	-	(13)
Exchange adjustments	1,481	348	-	1,829
At 31 March 2026	77,047	33,016	-	110,063
Net book value				
At 31 March 2026	59,797	45,030	6,707	111,534
At 31 March 2025	56,331	46,622	3,302	106,255

Goodwill includes amounts relating to Omega Peripherals £12,446,000 (2025: £nil), Nimble Delivery £21,740,000(2025: £24,746,000) Resonate £7,440,000 (2025: £8,390,000), Visavvi £7,267,000 (2025: £8,445,000), Vohkus £6,526,000 (2025: £8,851,000) and Civica £2,595,000 (2025: £3,028,000). The adjustments in Goodwill relate to adjustments to deferred consideration in respect of Nimble Delivery and Resonate. See note 22 for further detail.

Goodwill of £13,211,000 has been recognised in respect to the Group acquiring 100% of the voting shares for Omega Peripherals S.L. in the year ended 31 March 2026.

Amortisation charged on goodwill, and software costs are included within administrative expenses in the profit and loss account.

Included in software costs is a net book value of £25,766,000 (2025: £28,260,000) relating to the ERP system in Specialist Computer Centres Plc, which is considered material to the group and went live during the year ended 31 March 2025.

Also included in development costs is an amount of £3,062,000 (2025: £3,134,000) relating to further development of the ERP system in Specialist Computer Centres Plc, the system has not yet gone live so has not yet commenced amortisation.

Development costs have been capitalised in accordance with the requirements of FRS 102 and are therefore not treated, for dividend purposes, as a realised loss.

There are no other intangible assets that are individually material.

11. Intangible Assets

Company	Software £'000	Total £'000
Cost		
At 1 April 2025	103	103
Additions	60	60
Disposals	(57)	(57)
At 31 March 2026	106	106
Amortisation		
At 1 April 2025	-	-
At 31 March 2026	-	-
Net book value		
At 31 March 2026	106	106
At 31 March 2025	103	103

12. Property Plant and Equipment

Group	Land and Buildings: Investment Property £'000	Land and Buildings: Other Freehold £'000	Land and Buildings: Leasehold Buildings £'000	Fixtures and equipment £'000	Motor vehicles £'000	Assets under Construction £'000	Total £'000
Cost							
At 1 April 2025	7,620	21,867	26,196	82,141	1,605	–	139,429
Additions	125	–	5,172	4,569	59	505	10,430
Acquisition of Subsidiaries	–	65	135	92	2	–	294
Disposals	–	–	(1,384)	(7,572)	(217)	–	(9,173)
Remeasurement	445	–	–	–	–	–	445
Exchange adjustments	–	(5)	482	648	–	–	1,125
At 31 March 2026	8,190	21,927	30,601	79,878	1,449	505	142,550
Accumulated Depreciation							
At 1 April 2025	–	7,819	10,580	66,153	1,469	–	86,021
Charge for the year	–	456	2,196	5,653	113	–	8,418
Disposals	–	–	(1,332)	(6,761)	(217)	–	(8,310)
Reclassification	–	–	5	(5)	–	–	–
Exchange Adjustments	–	(6)	34	442	–	–	470
At 31 March 2026	–	8,269	11,483	65,482	1,365	–	86,599
Net book value							
At 31 March 2026	8,190	13,658	19,118	14,396	84	505	55,951
At 31 March 2025	7,620	14,048	15,616	15,985	140	–	53,408

Included above are Motor Vehicles held under finance lease and hire purchase contracts with a value of £43,000 (2025: £138,000) and Fixtures and Equipment with a value of £989,000 (2025: £1,399,000) which are held as securities against finance lease liabilities.

Not all additions in tangible fixed assets property assets during the year were settled in cash. A portion of the additions was acquired through non-cash transactions, such as finance leases and/or supplier credit arrangements. The cash flow statement reflects only the cash portion of these additions.

12. Property Plant and Equipment (continued)

Company	Leasehold Buildings £'000	Fixtures and Fittings £'000	Total £'000
Cost			
At 1 April 2025	–	5	5
Additions	4,272	–	4,272
At 31 March 2026	4,272	5	4,277
Accumulated Depreciation			
At 1 April 2025	–	1	1
Charge for the year	142	2	144
At 31 March 2026	142	3	145
Net book value			
At 31 March 2026	4,130	2	4,132
At 31 March 2025	–	4	4

12. Property Plant and Equipment (continued)

Investment properties

The Company has a long leasehold investment property which was held at fair value at 31 March 2026. The fair value of the company's investment property was determined by an independent assessment undertaken by CBRE, following the RICS Valuation – Global Standards (including the International Valuation Standards) and the UK national supplement. The work was carried out by L. Howells, a qualified member of the Royal Institute of Chartered Surveyors (membership number 0103292), who has relevant and up-to-date experience with properties of this type and in this location.

The valuation was based on the traditional investment capitalisation method, applying an appropriate yield to net income, with reference to comparable market evidence. Yield selection considered market conditions at the valuation date, tenant covenant strength, property characteristics, and lease terms. Assumptions were made regarding future rental income, expenditure, and occupancy. There are no restrictions on the realisability of investment property or the remittance of income and disposal proceeds.

The historic cost of these properties held at fair value was £7,620,000. The net book value at transfer of the previously owner-occupied property was £4,034,000.

	2026 £'000	2025 £'000
Historic cost of these properties held at fair value	7,620	-
Operating profit is stated after crediting:		
Rents receivable	374	-
Fair value gain	445	-
Other comprehensive income is stated after crediting:		
Fair value gain	-	3,586
At the balance sheet date, the group had contracted with tenants for the following future minimum lease payments:		
Within one year	-	-
In the second to fifth years inclusive	1,705	1,705
After five years	-	-

The Company has no non-cancellable contractual commitments in respect of investment properties. The Company is contractually obliged to carry out annual repairs and maintenance in respect of investment property, which in the current year amounted to £nil (2025: £nil).

13. Fixed Asset Investment

	Company	
	2026 £'000	2025 £'000
Subsidiary undertakings	107,979	109,641
	107,979	109,641

Subsidiary undertakings	Company £'000
Cost	
At 1 April 2025	109,641
Investment in UAE	15
Contingent consideration adjustment in Nimble Delivery Limited	(1,655)
Disposal of Nimble Delivery "G" Shares	(22)
At 31 March 2026	107,979
Provision for impairment	
At 1 April 2025 and 31 March 2026	-
Net Book Value	107,979

In accordance with sections 611, 612, 613 and 615 of the Companies Act 2006, the company has taken no account of any premium on shares issued during the years ended 31 March 2010, 2013 and 2017 and has recorded the cost of the investment at the nominal value of the shares issued.

SCC PLC Limited directly and indirectly holds investments of the ordinary share capital in the following subsidiaries.

Group subsidiary undertakings	Country of incorporation	Nature of holding	Holding	Principal activity
SCC UK Holdings Limited	England and Wales	Direct	100%	Holding company
SCC Overseas Holdings Limited	England and Wales	Direct	100%	Holding company
Specialist Computer Centres plc	England and Wales	Indirect	100%	Systems integration
Specialist Computer Services Limited	England and Wales	Indirect	100%	Dormant
SCC Data Centre Services Limited	England and Wales	Indirect	100%	Dormant
SCC Capital Limited	England and Wales	Indirect	100%	Dormant
SCC 123 Limited (formerly SCC (UK) Limited)	England and Wales	Indirect	100%	Dormant
SCC AVS Limited	England and Wales	Indirect	100%	Dormant
SCC DCS Limited	England and Wales	Indirect	100%	Data Centre
Visavvi Limited	England and Wales	Indirect	100%	Audio visual services

13. Fixed Asset Investment

Group subsidiary undertakings	Country of incorporation	Nature of holding	Holding	Principal activity
Quadra Concepts (UK) Limited	England and Wales	Indirect	100%	Manufacture of furniture
Sea Holdings (UK) Limited	England and Wales	Indirect	100%	Holding company
Sea Holdings Limited	England and Wales	Indirect	100%	Holding company
Quadra AV Furniture Limited	England and Wales	Indirect	100%	Dormant
Saville Audio Visual Group Limited	England and Wales	Indirect	100%	Dormant
The Saville Group Limited	England and Wales	Indirect	100%	Dormant
Vohkus Limited	England and Wales	Indirect	100%	Systems integration
E-Plenish Limited	England and Wales	Indirect	100%	Systems integration
Meggha Technologies SRL	Romania	Indirect	100%	Systems integration
Meggha Private Ltd	Singapore	Indirect	100%	Systems integration
Meggha Technologies Private Ltd	India	Indirect	100%	Systems integration
Meggha Technologic Services SL	Spain	Indirect	100%	Systems integration
Meggha Limited	England and Wales	Indirect	100%	Dissolved 05/05/2026
Azure Factory Limited	England and Wales	Indirect	100%	Dissolved 05/05/2026
Resonate Consultancy Ltd	England and Wales	Indirect	100%	Holding company
Resonate-UCC Holdings Ltd	England and Wales	Indirect	100%	Systems integration
Resonate Services s.r.o.	Slovakia	Indirect	100%	Systems integration
Resonate Benelux B.V.	Netherlands	Indirect	100%	Systems integration
UCC Resonate India Private Limited	India	Indirect	100%	Systems integration
Resonate-UCC Consultancy LLC	USA	Indirect	100%	Systems integration
M2 Digital Limited	England and Wales	Indirect	100%	Dormant
M2 Smile Limited	England and Wales	Indirect	100%	Dormant
Flow AI (Automated Intelligence) Limited	England and Wales	Indirect	100%	Print services
Rigby Capital SAS	France	Indirect	100%	Systems integration
SCC France Holdings SAS	France	Indirect	100%	Holding company
SCC France SAS	France	Indirect	100%	Systems integration
Large Network Administration SAS	France	Indirect	100%	Systems integration
SCC Technologies SAS	France	Indirect	100%	Systems integration
Altimance SAS	France	Indirect	100%	Systems integration
E-Altimance SAS	France	Indirect	100%	Systems integration
Specialist Computer Centres SL	Spain	Indirect	100%	Systems integration
Specialist Computer Services SL	Spain	Indirect	100%	Systems integration
Omega Peripherals, S.L.	Spain	Indirect	100%	Technology infrastructure and cloud solutions
UTE Omega	Spain	Indirect	100%	Technology infrastructure and cloud solutions
UTE GTI	Spain	Indirect	100%	Technology infrastructure and cloud solutions
S.C. SCC Services Romania S.R.L	Romania	Indirect	100%	Systems integration
Specialist Computer Centres Vietnam Company Limited	Vietnam	Indirect	100%	Systems integration
Rigby Capital Holdings Limited	England and Wales	Indirect	100%	Holding Company
Rigby Capital Ltd	England and Wales	Indirect	100%	Leasing
Nimble Delivery Limited	England and Wales	Direct	100%	Systems integration
SCC Strategic Holdings Ltd	United Arab Emirates	Direct	100%	Holding Company
SCC Company Holdings Midco Ltd	United Arab Emirates	Direct	100%	Holding Company
SCC ABD Technology Services LLC-SPC	United Arab Emirates	Indirect	100%	Systems integration
SCCME Technology Services LLC	United Arab Emirates	Indirect	100%	Systems integration
SCC Technology Services USA Inc	USA	Direct	100%	Systems integration

See page 108 for the registered addresses of all subsidiaries of SCC PLC.

14. Acquisition of Subsidiary Undertaking

Omega Group

On 7 August 2025, Specialist Computer Centres SL acquired the entire share capital of Omega Peripherals, S.L and its subsidiaries Data Base Storage, SL (DB) and UTE Omega. All entities are incorporated in Spain. Total consideration was £17,391,000, of which £4,152,000 was deferred and expected to be paid in August 2027. Cash balances acquired totalled £11,906,000.

In the year ended 31 March 2026 turnover of £45,127,000 and profit before tax was £2,250,000 which was included in the consolidated profit and loss account since the date of acquisition.

The acquisition has been accounted for under the acquisition method. The following table sets out the fair value of the identifiable assets and liabilities acquired recognised by Group:

Omega Group

	£'000
Fixed assets	
Tangible	293
Current assets	
Stock	272
Debtors	17,735
Debtors Due after one year	72
Deferred Tax Asset	42
Cash and Cash in Hand	11,906
Taxation	2
Total assets	30,322
Creditors	
Bank Loans Short Term	(163)
Trade Creditors	(7,371)
Other Creditors	(1,743)
Accruals and Deferred Income	(16,588)
Total Current liabilities	(25,865)
Bank Loans Long Term	(275)
Deferred Tax Liabilities	(2)
Total Non-Current Liabilities	(277)
Net assets	4,180
Goodwill	13,211
Satisfied by	
Cash Consideration	13,026
Legal and Other	213
Deferred consideration	4,152
	17,391
Summary of cash impact for Group	
Cash Consideration	(13,026)
Legal and Other	(213)
Cash acquired	11,906
	(1,333)

15. Sale of Subsidiary Undertaking

SCC DCS

At the year end 31 March 2025, the control was relinquished and disposal was accounted for in this period. On 30 May 2025, the legal ownership of SCC DCS Ltd was transferred to a third party for a consideration of £28,458,000, £23,458,000 was received during year with £5,000,000 contingent consideration held within current debtors. £23,458,000 has been classified under the disposal of subsidiary in the cashflow statement.

16. Stocks

	Group	
	2026 £'000	**2025 £'000**
Goods Held for Resale	52,503	24,214
Maintenance Stock and Spares	2,234	2,484
Work in Progress	6,837	6,509
	61,574	33,207

There is no material difference between the carrying value of stocks and their replacement cost. The Company has no stock holding at either year end.

17. Trade and Other Receivables

Amounts falling due within one year:	Group		Company	
	2026 £'000	2025 £'000	2026 £'000	2025 £'000
Trade debtors	680,063	435,746	–	–
Amounts owed by group undertakings	6,870	2,588	8,953	27,006
Amounts owed by related parties	–	14,925	–	3,436
Other debtors	90,963	81,531	–	–
Prepayments	76,409	67,483	1,612	599
Accrued income	82,974	68,823	54	–
VAT	133,311	87,746	26	–
Group relief	–	–	302	447
Amounts receivable under finance leases	2,591	400	–	–
	1,073,181	759,242	10,947	31,488

Trade debtors include receivables which act as security for confidential invoice discounting facilities.

Amount owed by group undertakings comprises trade receivables and short-term loans that are unsecured, incur interest ranging from 0% to 6% and are expected to be settled within 12 months.

Comparative balances have been re-presented to better reflect the nature of the underlying balances and to conform with the current year presentation. These reclassifications have no impact on the Group's reported results, net assets or cash flows.

Amounts falling due after more than one year:	Group		Company	
	2026 £'000	2025 £'000	2026 £'000	2025 £'000
Trade debtors	7,792	9,119	–	–
Other debtors	12,724	8,533	–	–
Amounts receivable under finance leases	3,457	3,424	–	–
	23,973	21,076	–	–

18. Current Asset Investments

	Group		Company	
	2026 £'000	2025 £'000	2026 £'000	2025 £'000
Listed investments - at fair value	85,324	32,656	85,324	32,656
	85,324	32,656	85,324	32,656

The fair value of listed investments, which are all bonds traded in active markets, was determined with reference to the quoted market price at the reporting date. There is no difference between the carrying value and fair value of listed investments.

19. Derivative Financial Instruments

Group	Due within one year		Due after one year	
	2026 £'000	2025 £'000	2026 £'000	2025 £'000
Assets				
Forward foreign currency contracts	218	-	-	-
	218	-	-	-
Liabilities				
Forward foreign currency contracts	205	151	-	-
	205	151	-	-

Company only	Due within one year		Due after one year	
	2026 £'000	2025 £'000	2026 £'000	2025 £'000
Assets				
Forward foreign currency contracts	218	-	-	-
	218	-	-	-

19. Derivative financial instruments (continued)

Forward foreign currency contracts

The following table details the forward foreign currency contracts outstanding as at the year-end:

Oustanding contracts	Average contractual exchange rate		Nominal value		Fair value	
Group	2026 Rate	2025 Rate	2026 £'000	2025 £'000	2026 £'000	2025 £'000
Buy US Dollar						
Less than 3 months	1.325	1.291	14,660	18,451	(156)	103
From 3 months to 1 year	-	1.291	-	2,273	-	48
Buy US Dollar*						
Less than 3 months	1.143	-	570	-	10	-
From 3 months to 1 year	1.143	-	3,799	-	(70)	
* Underlying currency EUR (EUR/USD)						
Buy EUR Dollar						
Less than 3 months	1.142	-	1,752	-	11	-
Sell Euros						
From 3 months to 1 year	1.120	-	23,205	-	218	-
			43,986	20,724	13	151

The group has entered into contracts with suppliers to buy goods and services in US Dollars.

The group has entered into forward foreign currency contracts to hedge the exchange rate risk arising from these anticipated future transactions, which are considered by management as hedges of foreign exchange risk in highly probable forecast transactions. The hedged cash flows are expected to occur and to affect profit or loss within the next two financial years.

A Gain of £155,000 (2025: Loss of £156,000) was recognised in the profit or loss account during the year on the recognition of fair values on the forward contracts.

Outstanding Contracts	Average contractual exchange rate		Notional value		Fair value	
Company only	2026 Rate	2025 Rate	2026 £'000	2025 £'000	2026 £'000	2025 £'000
Sell Euros						
From 3 months to 1 year	1.120	-	23,205	-	218	-
			23,205	-	218	-

20. Trade and other payables

Amounts falling due within one year:	Group		Company	
	2026 £'000	2025 £'000	2026 £'000	2025 £'000
Trade creditors	945,579	686,204	191	10
Amounts due to group undertakings	5,275	2,586	59,673	114,775
Other creditors	66,046	54,343	-	-
Accruals	337,956	347,143	2,158	1,192
Deferred income	75,810	62,981	794	-
VAT	15,539	35,922	-	4
Group relief	1,765	58	-	-
Other taxes	27,394	22,860	-	-
	1,475,364	1,212,097	62,816	115,981

Amounts owed to group undertakings consists of £1,626,000 (2025: £793,000) due to the immediate parent and £3,649,000 (2025: £1,793,000) due to fellow subsidiaries, which are all payable on demand.

The Company has an outstanding loan of £19,886,000 (2025: £81,006,000) with SCC Overseas Holdings Limited which is not subject to interest, an outstanding loan with Specialist Computer Centres Plc of £30,739,000 (2025: £29,319,000) which is subject to 5% interest, and a balance of £1,420,000 (2025: £208,000) due to the immediate parent Company. All other amounts owed to group undertakings are owed to fellow subsidiaries and are payable on demand.

Comparative balances have been re-presented to better reflect the nature of the underlying balances and to conform with the current year presentation. These reclassifications have no impact on the Group's reported results, net assets or cash flows.

There are no securities over creditors except for those disclosed in note 12.

Amounts falling due after more than one year:	Group		Company	
	2026 £'000	2025 £'000	2026 £'000	2025 £'000
Trade creditors	5,063	2,240	-	-
Other creditors	6,456	7,338	-	-
Deferred income	4,709	5,727	-	-
	16,228	15,305	-	-

21. Borrowings

	Group		Company	
	2026 £'000	2025 £'000	2026 £'000	2025 £'000
Bank and other loans	912	560	-	-
Obligations under finance leases	1,116	1,374	-	-
Bank overdrafts	2,449	-	-	-
	4,477	1,934	-	-

Borrowings are repayable as follows:

In one year or less	3,788	910
In more than one year but no more than two years	319	326
In more than two years but no more than five years	370	698
	4,477	1,934

Bank and other loans

In one year or less	912	560
In more than one year but no more than two years	-	-
In more than two years but no more than five years	-	-
	912	560

Obligations under finance leases

In one year or less	427	350
In more than one year but no more than two years	319	326
In more than two years but no more than five years	370	698
	1,116	1,374

Bank overdrafts

In one year or less	2,449	-
In more than one year but no more than two yearsIn more than two years but no more than five years	-	-
	-	-
	2,449	-

21. Borrowings (Facilities)

The Group's divisions have a range of borrowing facilities in place that are adequate to finance their requirements, which fluctuate during the year.

The facilities are approved by the Group's core relationship banks and the agreements are entered into by subsidiary companies without recourse to the ultimate parent.

Finance leases are secured against fixed assets and asset based recourse debt is secured against trade debtors.

Borrowing Class	Rate	Term	Currency	Facility Value (Curr)	Facility Value (GBP)
Overdraft	BOE Base Rate +1.65%	Rolling	GBP	20,000,000	20,000,000
	1M EURIBOR + 0.90%	Rolling	GBP	8,000,000	6,991,174
	3M EURIBOR + 0.90%	Rolling	GBP	3,000,000	2,621,690
	1M EURIBOR + 0.75%	Rolling	GBP	8,000,000	6,991,174
	1M EURIBOR + 0.50%	Rolling	GBP	9,000,000	7,865,070
	3M EURIBOR + 0.65%	Rolling	GBP	5,000,000	4,369,484
	3M EURIBOR + 0.90%	Rolling	GBP	100,000	87,390
	1M EURIBOR + 0.50%	Rolling	GBP	300,000	262,169
	BOE Base Rate +1.75%	Rolling	GBP	4,000,000	4,000,000
Non-Recourse Facility	3M EURIBOR + 0.65%	Rolling	EUR	140,000,000	122,345,539
	3M EURIBOR + 1.20%	Rolling	EUR	10,000,000	8,738,967
	3M EURIBOR + 0.60%	Rolling	EUR	3,000,000	2,621,690
	3M EURIBOR + 1.25%	Rolling	EUR	1,000,000	873,897
	BOE Base Rate + 1.25%	Rolling	GBP	80,000,000	80,000,000
Credit Facility	3M EURIBOR + 1.50%	2026	GBP	850,000	742,812
	EURIBOR + 5.0%	Rolling	GBP	1,000,000	873,897
Term Loan	EURIBOR + 2.05%	2026	GBP	350,000	305,864
	EURIBOR + 1.85%	2026	GBP	750,000	655,423
	2.50% Fixed	2026	GBP	400,000	349,559
Trade Finance	3M EURIBOR + 1.25%	Rolling	GBP	1,400,000	1,223,455
	3M EURIBOR + 1.25%	2026	GBP	600,000	524,338
	EURIBOR + 0.80%	Rolling	GBP	750,000	655,423
	3M EURIBOR + 1.00%	Rolling	GBP	1,200,000	1,048,676
Total Facilities				298,700,000	274,147,689

The Company had no borrowings in the current and prior year.

22. Provisions for Liabilities

Group	Contingent Deferred Consideration £'000	Other £'000	Total £'000
At 1 April 2025	7,688	3,072	10,760
Charged to profit and loss account	–	1,988	1,988
Adjustment for contingent consideration	(2,956)	–	(2,956)
Unwinding of discount	(1,161)	–	(1,161)
Utilisation of provision	(32)	(455)	(487)
Released – not utilised	–	(744)	(744)
Acquisition of Subsidiaries	4,152	–	4,152
Exchange adjustments	46	91	137
At 31 March 2026	7,737	3,952	11,689

Provision for net defined benefit pension scheme deficit (see note 24)	16,388
Total	28,077

Non-Current and Current liabilities Provisions

2026	Contingent Deferred Consideration £'000	Other £'000	Total £'000
Current	3,466	–	3,466
Non-Current	4,271	3,952	8,223
Total	7,737	3,952	11,689

2025	Contingent Deferred Consideration £'000	Other £'000	Total £'000
Current	1,496	–	1,496
Non-Current	6,192	3,072	9,264
Total	7,688	3,072	10,760

22. Provisions for Liabilities (continued)

Contingent deferred consideration

Deferred consideration of £7,737,000 (2025: £7,688,000) has been recognised at year end for future expected payments related to acquisitions. Within adjustment for contingent consideration, £4,152,000 is in respect of the Omega Peripherals S.L. acquisition in current year. Unwinding of discounting was credited to the profit and loss £(1,161,000) (2025: charged to the £1,576,000). The provision was utilised £32,000 (2025: £149,000) in the year as cash settled payments. The deferred contingent consideration is expected to be settled in the financial year ending 31 March 2028.

Other

Other provisions comprises of property dilapidation provisions £1,613,000 (2025: £720,000), and litigation provision 2,340,000 (2025: £2,352,000). The timing remains uncertain for the legal matters across the group.

Dilapidation provision recognised is the estimated costs of restoring properties held within the Group on exit of the lease. The provision represents management's best estimate of the expected outflow of economic benefits based on current information and historical experience. The timing of the resulting cash flows is expected to be at the end of the respective lease terms.

Retirement Provisions

The retirement provisions relate to statutory obligation in certain French subsidiaries, and 2 closed defined pension obligation schemes in the UK, see note 25.

Company	Contingent Deferred Consideration £'000	Other £'000	Total £'000
At 1 April 2025	2,971	838	3,809
Adjustment for contingent consideration	(1,655)	-	(1,655)
Unwinding of discount	(1,316)	-	(1,316)
At 31 March 2026	-	838	838

Contingent deferred consideration

Deferred contingent consideration of £nil (2025: £2,971,000) relates to acquisitions and has been reassessed during the year reducing the provision by £2,971,000 The unwinding of the discount of £1,316,000 (2025: £860,000) was charged to the profit and loss account during the year. Provisions decreased during the year following the remeasurement of contingent consideration, which resulted in the derecognition of the liability. The reduction in the expected consideration resulted in a reversal of the unwinding of the discount charged. The movement arising from the reversal of unwinding and remeasurement of the discount has been recognised within the profit and loss account.

Other

The provision within other is in respect of a legal matter to which the timing remains uncertain.

23. Deferred Taxation

The Group's net deferred taxation asset comprises:

	Group		Company	
	2026 £'000	2025 £'000	2026 £'000	2025 £'000
Deferred taxation asset				
- recoverable within one year	4,705	5,708	-	6
- recoverable after more than one year	21,280	12,413	8,097	5,213
Deferred taxation liability				
- payable within one year	(834)	(1,593)	-	-
- payable after more than one year	(11,429)	(9,745)	-	(6)
	13,722	6,783	8,097	5,213

	Group		Company	
	2026 £'000	2025 £'000	2026 £'000	2025 £'000
At 1 April 2025	6,783	6,325	5,213	3,351
Credit/(charge) to profit and loss account (See note 8)	6,544	(686)	2,884	29
Amount debited to other comprehensive income	(68)	(155)	-	1,833
Movement arising from the acquistion or disposal of business	41	1,503	-	-
Exchange differences	422	(204)	-	-
At 31 March 2026	13,722	6,783	8,097	5,213

The deferred taxation asset is made up as follows:

	Group		Company	
	2026 £'000	2025 £'000	2026 £'000	2025 £'000
Depreciation on revaluation of non-qualifying assets	(1,494)	(1,005)	-	(6)
Depreciation in excess of capital allowances	(10,625)	(10,213)	-	-
Deferred tax arising in relation to retirement benefits	4,097	3,483	-	-
Tax losses available	16,829	11,097	7,977	5,213
Other timing differences	4,512	3,183	120	6
Research and Development Expenditure Credit	403	238	-	-
	13,722	6,783	8,097	5,213

The deferred taxation asset not provided is made up as follows:

	2026 £'000	2025 £'000
Group		
Tax losses available	-	916

A deferred taxation asset amounting to £nil (2025: £916,000) in respect of non-expiring UK capital losses has not been recognised due to limited opportunities to relieve future expected capital gains.

23. Deferred Taxation (continued)

The net reversal of deferred tax assets and liabilities expected in the 12 months to 31 March 2027 is £3,871,000 (2025: £4,115,000). This is expected to arise due to the reversal of short term timing differences and the utilisation of brought forward tax losses less the reversal of deferred tax liabilities on fixed asset timing differences.

Further reversals (or further increases in deferred tax balances) may arise as a result of revaluations of investment property or changes in the defined benefit pension provisions. As future deferred tax balances, if any, will be dependent on future changes in fair values of assets and liabilities, it is not possible to estimate any further future reversals.

There are no unrecognised deferred taxes on the company at 31 March 2026 (2025: None).

24. Financial Instruments

The carrying values of the Group and Company's financial assets and liabilities are summarised by category below:

	Group		Company	
	2026 £'000	**2025 £'000**	**2026 £'000**	**2025 £'000**
Financial assets at amortised cost				
Trade and other debtors	887,434	646,059	9,007	30,889
Cash at bank and in hand	356,840	485,955	20,584	20,779
Financial assets at fair value through profit and loss				
Current asset investments	85,324	32,656	85,324	32,656
Derivative financial instruments (held for trading)	218	–	218	–
Financial assets at cost less impairment				
Investments in subsidiaries	–	–	107,979	109,641
	1,329,816	1,164,670	223,112	193,965
Financial liabilities at amortised cost				
Borrowings	(3,361)	(560)	–	–
Trade and other creditors	(1,368,140)	(1,117,200)	(62,022)	(115,977)
Lease liabilities	(1,116)	(1,374)	–	–
Financial liabilities at fair value through profit and loss				
Derivative financial instruments (held for trading)	(205)	(151)	–	–
	(1,372,822)	(1,119,285)	(62,022)	(115,977)

24. Financial Instruments (continued)

The Group and Company's income, expense, gains and losses in respect of financial instruments are summarised below:

	Group		Company	
	2026 £'000	**2025 £'000**	**2026 £'000**	**2025 £'000**
Interest Income and Expense				
Interest income for financial assets at amortised cost	4,808	6,090	1,171	2,587
Interest income for financial assets at discounted amount receivable	386	(170)	-	-
Investment income for financial assets at fair value through profit and loss	1,913	1,026	2,417	1,026
Interest expense for financial liabilities at amortised cost	(3,772)	(3,511)	(1,420)	(1,371)
Fair value gains and losses				
On financial assets measured at fair value through profit and loss	303	279	303	279
On derivative financial assets designated in an effective hedging relationship	155	(156)	207	-

25. Employment Benefits

Defined benefit schemes The group has the following defined benefit post-employment benefits:	**2026 £'000**	**2025 £'000**
SCC France Retirement Indemnity Provision	16,727	14,221
SCC UK Defined Benefit Scheme	(339)	(288)
Flow AI Defined Benefit Scheme	-	-
	16,388	13,933

SCC France Retirement Indemnity Provision

Certain French subsidiaries have a legal obligation to pay a lump sum benefit to employees on retirement. The lump sum entitlement is dependent upon the length of service and final salary at retirement age.

Key assumptions used in the assessment of the liability at the balance sheet date are as follows:	**2026 %**	**2025 %**
Wage inflation	2.4	2.1
Discount rate	3.9	3.8
Staff turnover rates:		
< 34 years	13.4	13.6
35 - 44 years	8	9.0
45 - 54 years	3.9	4.5
> 55 years	0.7	0.7

25. Employment Benefits (continued)

Amounts recognised in total comprehensive income in respect of all defined benefit schemes are as follows:

	2026 £'000	2025 £'000
Current service cost	490	1,013
Net Interest cost	526	493
Total recognised in profit and loss	1,016	1,506
Recognised in other comprehensive income	1,425	(717)
Total cost relating to retirement indemnity provision	2,441	789

The average duration of the benefit obligation is 9.5 years (2025: 9.3 years).

Movements in the present value of the defined benefit obligation were as follows:	2026 £'000	2025 £'000
At 1 April	14,221	15,066
Service cost	490	1,013
Interest cost	526	493
Actuarial gains and losses	1,425	(717)
Benefits paid	(572)	(1,332)
Exchange adjustments	637	(302)
At 31 March	16,727	14,221

Specialist Computer Centres plc Defined Benefit Schemes

In the financial year ended 31 March 2025, Specialist Computer Centres plc was the employer under the Flow AI (Automated Intelligence) Section of the Federated Pension Plan, a shared final salary pension scheme which is closed to new members. On 1 April 2025, responsibility for this scheme was transferred to Flow AI (Automated Intelligence) Limited, a subsidiary undertaking of Specialist Computer Centres Plc. As a result, the defined benefit assets of liabilities of this scheme are recognised in the Group financial statements under Flow AI disclosure. Comparatives for the prior year includes the Federated Pension Plan.

Following the transfer noted above, Specialist Computer Centres Plc now participates in a single defined benefit scheme under the Specialist Computer Centres Section of the Railway Pension Scheme, a shared cost final salary pension scheme which is closed to new members. The scheme has no remaining active members and as such there will be no future contributions to the scheme made by the members of the employer. A formal actuarial valuation was undertaken as at 31 December 2019 and 31 December 2022, the next valuation being due as at 31 December 2026.

For the purposes of these financial statements and in order to account for both schemes under the provisions of Section 28 of Financial Reporting Standard 102 (FRS 102), the Company has engaged external actuaries to undertake FRS 102 valuations of both schemes as at 31 March 2026 and 31 March 2025.

25. Employment Benefits (continued)

Key assumptions used in the assessment of the liability at the balance sheet date are as follows:

	2026 %	2025 %
Inflation	3.4	3.2
Future pension increases	3.1	2.9
Discount rate	6.2	5.8

Mortality assumptions
The assumed average additional life expectancy of life in years for male and female members aged 65 years now and 65 in 20 years time is as follows:

	2026	2025
Male currently aged 65	20.5	20.0
Male currently aged 45	22.1	21.7
Female currently aged 65	23.3	23.1
Female currently aged 45	25.1	25.0

Amounts recognised in total comprehensive income in respect of all defined benefit schemes are as follows:

	2026 £'000	2025 £'000
Current service cost	(8)	30
Net Interest cost (Income)	(17)	(19)
Administrative expenses	8	10
Total amount charged in profit and loss account	(17)	21
Actuarial losses recognised through other comprehensive income	(42)	101
Total charge relating to defined benefit obligation	(59)	122

Amount included in balance sheet arising from the Group's obligations

The amount included in the balance sheet arising from the Group's obligations in respect of its defined benefit schemes is as follows:

	2026 £'000	2025 £'000
Present value of defined benefit obligations	2,647	3,312
Fair value of scheme assets	(2,986)	(3,600)
Net asset in the scheme to be recognised	(339)	(288)

25. Employment Benefits (continued)

Movements in the defined benefit obligations were as follows:	2026 £'000	2025 £'000
At 1 April	3,312	3,642
Transfer to Subsidiary Undertakings	(609)	-
Service cost	-	30
Interest cost	151	145
Actuarial gains and losses	(69)	(447)
Contributions	-	4
Benefits paid	(138)	(62)
At 31 March	2,647	3,312

Movements in fair value of scheme assets were as follows:	2026 £'000	2025 £'000
At 1 April	3,600	4,021
Transfer to Subsidiary Undertakings	(609)	-
Interest income on assets	168	164
Loss on plan assets	-	(548)
Contributions	-	35
Actual benefit payments	(138)	(62)
Actuarial gains and losses	(27)	-
Administration costs	(8)	(10)
At 31 March	2,986	3,600

The analysis of the scheme assets at the balance sheet date was as follows:	2026 £'000	2025 £'000
Growth assets	570	848
Government bonds	1,225	1,181
Non-government bonds	944	1,316
Cash	247	255
Total asset value	2,986	3,600

None of the fair values of the assets shown above include any direct investments in any Group company's financial instruments.

Flow-AI Section Defined Benefit Scheme

Flow AI (Automated Intelligence) Limited is the employer of a Federated Pension Plan, a shared final salary pension scheme which is closed to new members. The scheme has 2 active members and as such there will be no future contributions to the scheme made by the members or the employer. A formal actuarial valuation has been undertaken for 31 March 2026. The Federated Pension Plan was transferred to Flow AI (Automated Intelligence) Limited on 1 April 2025.

25. Employment Benefits (continued)

Key assumptions used in the assessment of the liability at the balance sheet date are as follows:

	2026 %	2025 %
Discount Rate	6.2	5.8
Salary Increase Rate	3.3	3.2
Price Inflation Rate (RPI)	3.3	3.2
Price Inflation Rate (CPI)	3.1	2.9

Mortality assumptions
The assumed average additional life expectancy of life in years for male and female members aged 65 years now and 65 in 20 years time is as follows:

	2026	2025
Male currently aged 65	20.4	20.0
Male currently aged 45	21.7	21.7
Female currently aged 65	22.3	23.1
Female currently aged 45	23.8	25.0

Movements in the defined benefit obligations were as follows:

	2026 £'000	2025 £'000
At 1 April	-	-
Transfer from Subsidiary Undertakings	609	-
At 31 March	609	-

Movements in fair value of scheme assets were as follows:

	2026 £'000	2025 £'000
At 1 April	-	-
Transfer from Subsidiary Undertakings	609	-
At 31 March	609	-

The analysis of the scheme assets at the balance sheet date was as follows:

	2026 £'000	2025 £'000
Cash and cash equivalents	-	-
Equity Instruments	93	-
Debt Instruments	422	-
Other	94	-
Total asset value	609	-

26. Called-Up Share Capital and Reserves

	Group	
	2026 £'000	2025 £'000
Allotted, called-up and fully-paid		
123,561,907 Ordinary shares of 5p each	6,178	6,178

Ordinary shareholders have full rights to receive dividends and capital distributions and each share confers upon the holder one vote. Ordinary shares are not redeemable. The Group's reserves comprise the following:

- Profit and loss reserve which comprises the accumulated profits and losses of the Group net of any dividends paid.
- Share premium account which represents the premium paid on the issue of share capital.
- Other reserves of £2,937,000 is comprised of £3,289,000 arising on the acquisition of Prime Properties Developments Limited in the year ending 31 March 2003; £(172,000) merger reserve adjustment which arose on the merger of SCC UK Holdings Limited and Specialist Computers International Limited during the year ended 31 March 2004; and £(180,000) which arose on the acquisition of Rigby Capital Holdings Limited by SCC PLC from a fellow subsidiary of Rigby Group (RG) Plc during the year 31 March 2024.
- Revaluation reserve £3,172,000 (2025: £3,586,000) relates to the transfer of a property from tangible fixed assets during the year which has been revalued.

27. Net Cash/(Debt) Statement

	2026 £'000	2025 £'000
Net cash/(debt) at beginning of year	484,021	412,799
Cash flows from operating activities	(73,862)	98,570
Net Capital expenditure and disposal proceeds	(18,867)	(15,412)
Net Interest (paid)/received	(257)	2,828
Net Advances under finance lease receivables	2,128	1,845
Dividends paid	(15,300)	(19,500)
Acquisition of subsidiary	(3,548)	-
Disposal of subsidiary	23,458	2,554
Loans Advanced to group undertakings	(6,814)	-
Net movement on current asset investments	(50,453)	83
Net advances of finance leases	-	(1,511)
Net (decrease) / increase in net cash/(debt)	(143,515)	69,457
Effects of foreign exchange rates	11,857	1,765
Net cash/(debt) at end of year	352,363	484,021
Components of net cash/(debt)		
Cash at bank and in hand	356,840	485,955
Overdrafts	(2,449)	-
Finance facilities	(791)	(560)
Bank loans	(121)	-
Finance leases and HP contracts	(1,116)	(1,374)
Net cash/(debt) at end of year	352,363	484,021

28. Contingent Liabilities

There is a cross guarantee between certain companies within the group in relation to their overdrafts with HSBC (UK) Ltd. At 31 March 2026, the overdraft position on these accounts amounted to £nil (2025:£nil).

29. Financial Commitments

Capital commitments are as follows:

	Group		Company	
	2026 £'000	2025 £'000	2026 £'000	2025 £'000
Contracted for but not provided for				
- tangible fixed assets	-	266	-	-
	-	266	-	-

Total future minimum lease payments under non-cancellable operating leases are as follows:

	Group		Company	
	2026 £'000	2025 £'000	2026 £'000	2025 £'000
Leases repayable				
- within one year	18,382	18,407	-	-
- between one and five years	42,393	42,675	-	-
- after five years	10,275	18,573	-	-
	71,050	79,655	-	-

Leases of land and buildings are typically subject to rent reviews at specified intervals and provide for the lessee to pay all insurance, maintenance and repair costs. The Company had no financial commitments at either year end.

30. Related Party Transactions

The Company has taken advantage of the exemption in FRS 102 from disclosing transactions with its wholly-owned subsidiaries.

Transactions with subsidiaries that are not wholly-owned

Trading

The Group sold goods and services of £13,000 (2025: £nil) to Arden Hotel Waterside LLP, a joint venture partnership whose interest is held by a Group company, Arden Hotel Investments Limited. The Group purchased goods and services of £4,000 (2025: £8,000) from Arden Hotel Waterside LLP. The amount due to the group from Arden Hotel Waterside LLP is £5,000 at 31 March 2026 (2025: £55,000).

The Group sold goods and services of £2,904,000 (2025: £2,435,000) to Nuvias UC Limited. The Group purchased goods and services £8,839,000 from Nuvias UC Limited. The outstanding receivable balance owed to the Group was £nil and the outstanding payable balance owed by the Group was £nil.

The Group sold goods and services of £34,000 (2025: £90,000) to Allect Limited, a Group company. The outstanding receivable balance owed to the Group was £3,000 (2025: £3,000).

Transactions with other related parties

The Group sponsors The SCC Academy Limited and during the year paid £35,000 in sponsorship (2025: £70,000). The Group also provides premises from which the SCC Academy operates and during the year rent of £39,000 was charged by the Group (2025: £65,000) and purchases of £nil (2025: £nil) were made during the year by Specialist Computer Centres plc from The SCC Academy Limited. At 31 March 2026, £nil (2025: £39,000) was owed to Specialist Computer Centres plc by The SCC Academy. All transactions were conducted on an arm's length basis on normal trading terms.

Management Fee

During the year SCC PLC (the company) paid management fees of £5,500,000 (2025: £5,500,000) to Rigby Group PLC for the provision of management and administrative services. At the reporting date £nil (2025: £2,500,000) was outstanding and included within trade and other payables. The management fees were charged on terms agreed with the parties and are considered to be at arm's length.

Purchase of Leasehold Building

SCC PLC (the Company) completed the purchase of a leasehold building from a related party (The Rigby Pension Fund). The purchase was £4,040,000. The Rigby Pension Fund repaid its loan with SCC PLC in July 2025.

31. Controlling Party

Ultimate parent undertaking

The Company is a subsidiary undertaking of Rigby Group (RG) plc, a company registered in England and Wales. Rigby Group (RG) plc, is the largest group of which the Company is a member that prepares consolidated financial statements including the results of the Company. Copies of the financial statements of Rigby Group (RG) plc are available from its registered office being Bridgeway House, Bridgeway, Stratford Upon Avon, Warwickshire, CV37 6YX.

The results of the Company, SCC PLC, registered in England and Wales, are consolidated into those of SCC Group, being the smallest group for which consolidated and financial statements are prepared and whose principal place of business is at James House, Warwick Road, Birmingham, B11 2LE, which is its registered office.

Ultimate controlling body

The Rigby Family control the Company as a result of being members of the group of trustees and the only beneficiaries of trusts which own 100% of the issued ordinary share capital and control 100% of the voting rights of Rigby Group (RG) Plc, the ultimate parent company.

32. Subsequent Events

The company changed its legal name from SCC EMEA Limited to SCC PLC on the 15 July 2026 subsequent to the reporting date of 31 March 2026 and prior to the signing of financial statements.

On the 1 September 2026 Specialist Computer Centres plc sold 100% of its holding in Flow AI (Automated Intelligence) to CloudClevr Limited, a Rigby Group company.

33. Parental Guarantee

The below company has been included in the scope of the SCC PLC consolidation. SCC PLC approved the resolutions to exempt the subsidiaries listed below from the requirements of the Companies Act 2006 related to the audit of individual accounts by virtue of section 479A (2) (a) of the said Act for the financial year ended 31 March 2026.

Subsidiary and associated undertakings	Address of the registered office	Registered Company Number
Rigby Capital Holdings Limited	Bridgeway House, Bridgeway, Stratford-Upon-Avon, Warwickshire, CV37 6YX	10645860
E-Plenish Limited	Centurion House, Barnes Wallis Road, Fareham, Hampshire, England, PO15 5TT	05922577

34. Subsidiaries

Subsidiary and associated undertakings	Address of the registered office	Principal activity	Percentage holding
Technology			
Specialist Computer Centres plc	James House, Warwick Road, Birmingham, B11 2LE United Kingdom	Systems integration	100%
Specialist Computer Services Limited		Bureau services	100%
SCC AVS Limited		Audio visual services	100%
SCC UK Holdings Limited		Holding company	100%
SCC Overseas Holdings Limited		Holding company	100%
Flow AI (Automated Intelligence) Limited		Print Services	100%
SCC 123 Limited (formerly SCC (UK) Limited)		Dormant	100%
SCC Data Centre Services Limited		Dormant	100%
SCC Capital Limited		Dormant	100%
M2 Digital Limited		Dormant	100%
M2 Smile Limited		Dormant	100%
Resonate-UCC Holdings Limited		Holding Company	100%
Resonate Consultancy Limited		Systems integration	100%
Sea Holdings Limited		Holding company	100%
Sea Holdings (UK) Limited		Holding company	100%
Visavvi Limited		Audio visual services	100%
Quadra Concepts (UK) Limited		Audio visual services	100%
Quadra AV Furniture Limited	Unit 5 Millfield Lane, Nether Poppleton, York, England YO26 6PQ	Dormant	100%
The Saville Group Limited		Dormant	100%
Saville Audio Visual Limited		Dormant	100%
Vohkus Limited	Centurion House, Barnes Wallis Road, Fareham, Hampshire, England, PO15 5TT	Systems integration	100%
E-Plenish Limited		Systems integration	100%
Meggha Technologies SRL	Cluj Business Campus, Strada Henri Barbusse, Cluj-Napoca, Romania	Support provider	100%
Meggha Private Limited	112 Robinson Road, Singapore	Marketing	100%
Meggha Technologies Private Limited	Purva Premiere, Residency Road, Ward NO 76, Bengaluru (Bangalore) Urban, Karnataka, 560025	Systems integration	100%
Meggha Technologic Services S.L	Carrer Del Pallas 193, Barcelona, 08005, Espana	Systems integration	100%
Nimble Delivery Limited	Fountain Precinct 8th Floor, Balm Green, Sheffield, South Yorkshire, S1 2JA	Consultancy	79.9%
Resonate Benelux BV	Blaak 520, 3011TA Rotterdam, Netherlands	Systems integration	100%
Resonate SRO	Štúrova 50, 040 01 Košice, Slovakia	Systems integration	100%

Subsidiary and associated undertakings	Address of the registered office	Principal activity	Percentage holding
UCC Resonate India Private Limited	No 2/3 MES Road, Flexi, Tumkur Road, Yeswanthpura, Bangalore 560022, India	Systems integration	100%
Resonate-UCC Consultancy LLC	500 Delaware Ave, Ste 1 #1960, Wilmington, DE 1989, USA	Systems integration	100%
Altimance SAS **E-Altimance SAS**	258 Avenue Roland, Moreno, Helios Batiment A, Parc de Rives Creatives, 59410, Anzin, France	Systems integration Systems integration	100%
Rigby Capital SAS **Large Network Administration (LNA) SAS**	91 rue Salvador, Allende 92000, Nanterre, France	Systems integration Systems integration	100% 100%
SCC France Holdings SAS (Formerly Rigby Group SAS) **SCC France SAS**	96 Rue des Trois Fontanot, 92000 Nanterre, France	Holding Company Systems integration	100% 100%
SCC Technologies SAS (Formerly Flow Line Technologies SAS)	575-655 Batiment D, 575 Alle Des Parcs 69800 Saint Priest, France	Systems integration	100%
Specialist Computer Centres SL **Specialist Computer Services SL**	Calle Teide, 4 – Núcleo 2 – 1ª Planta, 28703 San Sebastián de los Reyes, Madrid, Spain	Systems integration Systems integration	100% 100%
Omega Peripherals, S.L. **UTE Omega** **UTE GTI**	Travessera de les Corts, 55, Les Corts, 08028 Barcelona	Technology infrastructure and cloud solutions	100% 100% 100%
Data Base Storage, S.L.	Calle Nerbioi, 3 - PISO 5 IZ Ver Mapa 48001, Bilbao, Bizkaia.	Storage integration	100%
S.C. SCC Services Romania S.R.L.	Soseaua Pacurari no.138, Building IDEO, Postal code 700544, Iasi, Romania	Systems integration	100%
Specialist Computer Centres Vietnam Company Limited	8th Floor, Mapletree Business Centre, Nguyen Van Linh Boulevard, District 7, Ho Chi Minh City, Vietnam	Systems integration	100%
Rigby Capital Holdings Limited **Rigby Capital Limited**	Bridgeway House, Bridgeway, Stratford-Upon-Avon, Warwickshire, CV37 6YX, UK	Holding company Leasing	100% 100%
SCC Strategic Holdings Ltd **SCC Company Holdings Midco Ltd**	GA-00-SZ-L1-RT-208, Level 1, Gate Avenue, South Zone, Dubai International Financial Centre, Dubai, United Arab Emirates	Holding company Holding company	100% 100%
SCCME Technology Services LLC	3203 Marina Plaza, Marsa Dubai, Dubai, United Arab Emirates	Systems integration	100%
SCC ABD Technology Services LLC-SPC	Shk. Rashid Bin Saeed St, AL ,540 MANHAL, Abu Dhabi 20044	Systems integration	100%
SCC Technology Services USA Inc	838 Walker Rd., Suite 21-2, Dover, Delaware, 19904, County of Kent, USA.	Systems integration	100%

The above companies have been included in the scope of SCC Plc's consolidation. SCC Plc approved the resolutions to exempt its subsidiary Rigby Capital Holdings Limited (company number 10645860) and E-Plenish Limited (company number 05922577) from the requirements of the Companies Act 2006 related to the audit of individual accounts by virtue of section 479A (2) (a) of the said Act for the financial year ended 31 March 2026.

Directors	**Sir Peter Rigby** **Mr JP Rigby** **Mr SP Rigby** **Mr PN Whitfield** (Resigned 01/04/2026) **Mr R Vassoyan** (Appointed 01/04/2026) **Mr L Van De ven** (Appointed 01/04/2026)
Company Secretary	**JA Mortimer**
Registered Office	James House Warwick Road Birmingham West Midlands B11 2LE United Kingdom
Auditor	**Deloitte LLP** Statutory Auditor Four Brindleyplace Birmingham West Midlands B1 2HZ United Kingdom
Bankers	**HSBC UK Bank plc** 1 Centenary Square Birmingham West Midlands B1 1HQ United Kingdom **Societe Generale SA** 33 Avenue de Wagram BP963-75829 Cedex 17 Paris, France **Credit Industriel et Commercial SA** 57 Rue de la Victorie 75452 Cedex 09 Paris, France **HSBC Factoring France SA** 103 Avenue des Champs-Élysées 75008 Paris, France **Bankinter** Avda. del Partenón, 10 - 1º 28042- Madrid
Lawyers	**Gowling WLG (UK) LLP** 2 Snowhill Birmingham West Midlands B4 6WR United Kingdom
Company Number	**04279856**



scc.com

JAMES HOUSE, WARWICK ROAD, BIRMINGHAM,
WEST MIDLANDS B11 2LE, UNITED KINGDOM

T: +44 (0)121 766 7000 | E: ONLINE@SCC.COM